# WOHLSTAND INDUSTRY

Import & Export Dentel




*info@wohlstandind.com*

*+92-333-8662211*

*Street khalid ShahabPura Small Industrail estate Sialkot-51310 Pakistan*

*www.wohlstandind.com*

# Extracting Forceps - English Pattern

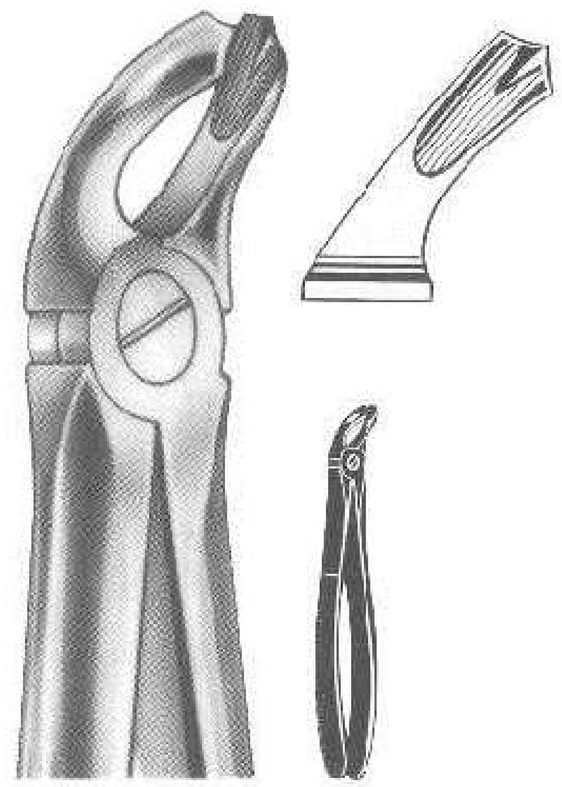

**1007**
Fig 20
lower wisdoms

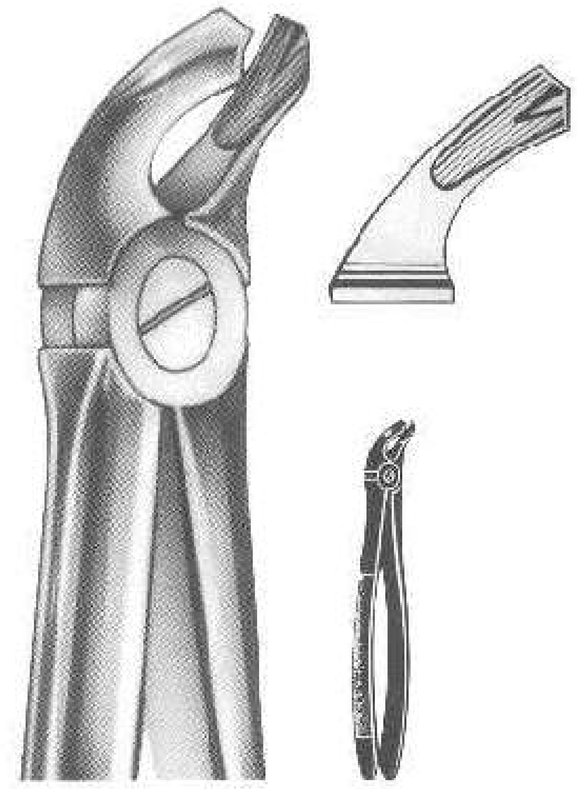

**1008**
Fig 21
lower molars

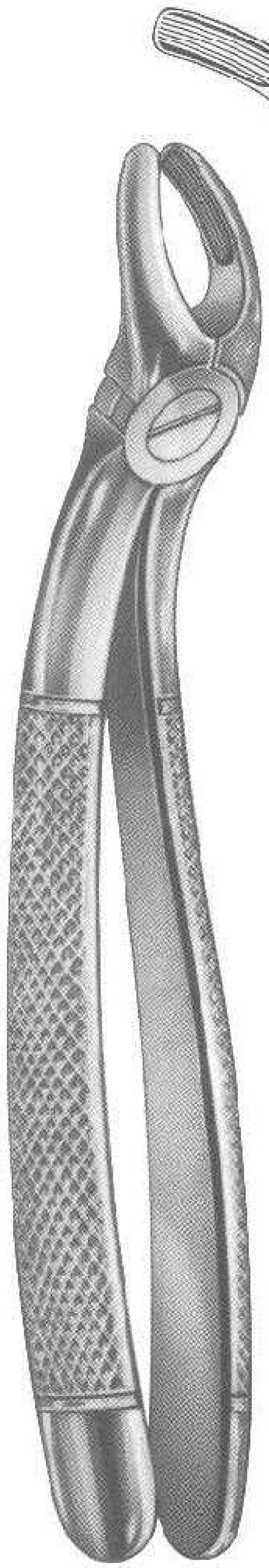

**1006**
Fig 19
upper wisdoms

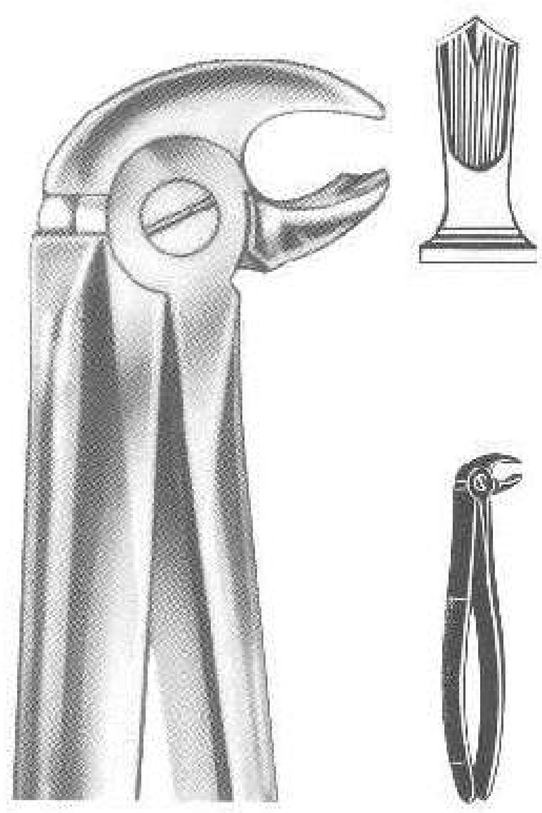

**1009**
Fig 22
lower molars

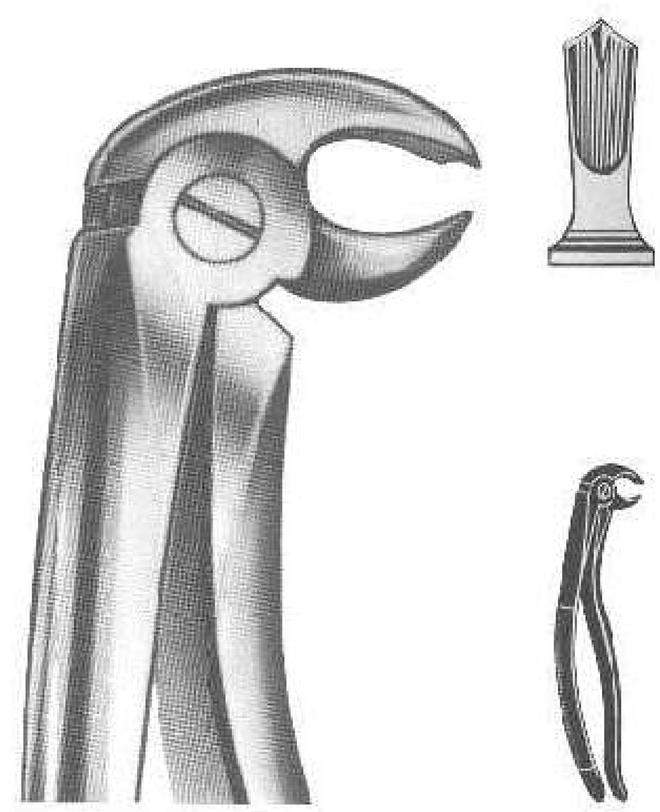

**1010**
Fig 22 A
Albrecht
lower molars

# Extracting Forceps - English Pattern

**1001**
Fig 8
lower premolars

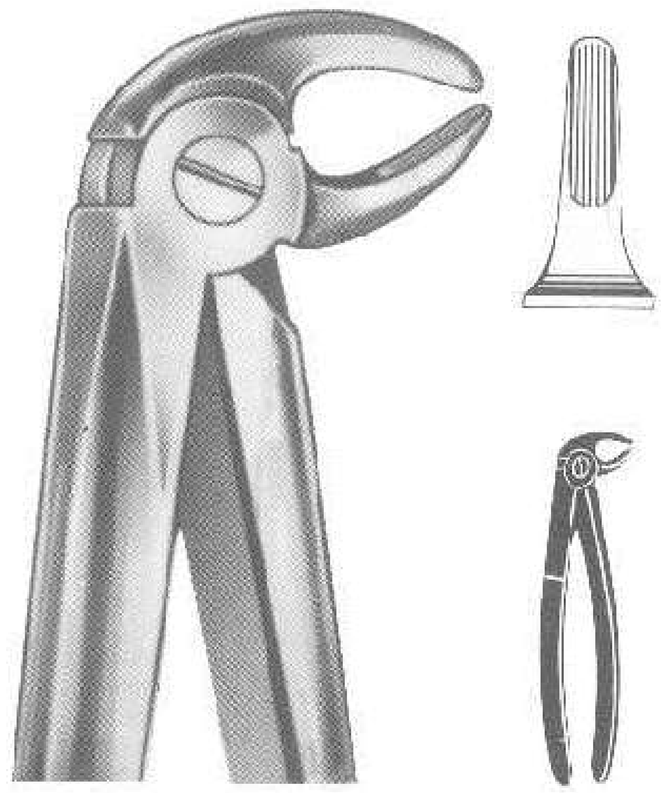

**1002**
Fig 13
lower premolars

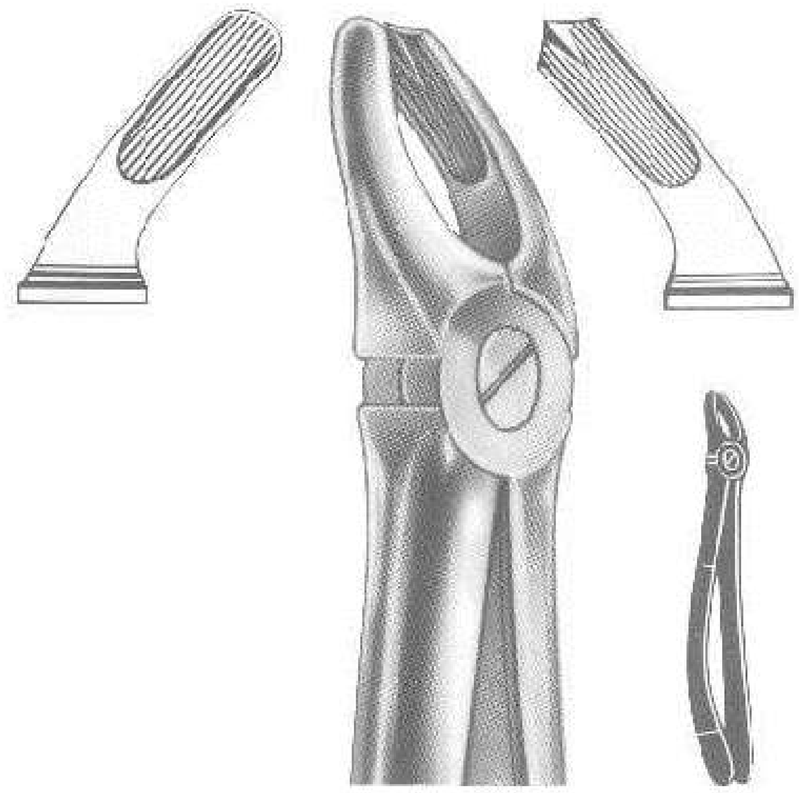

**1003**
Fig 17
upper molars, right

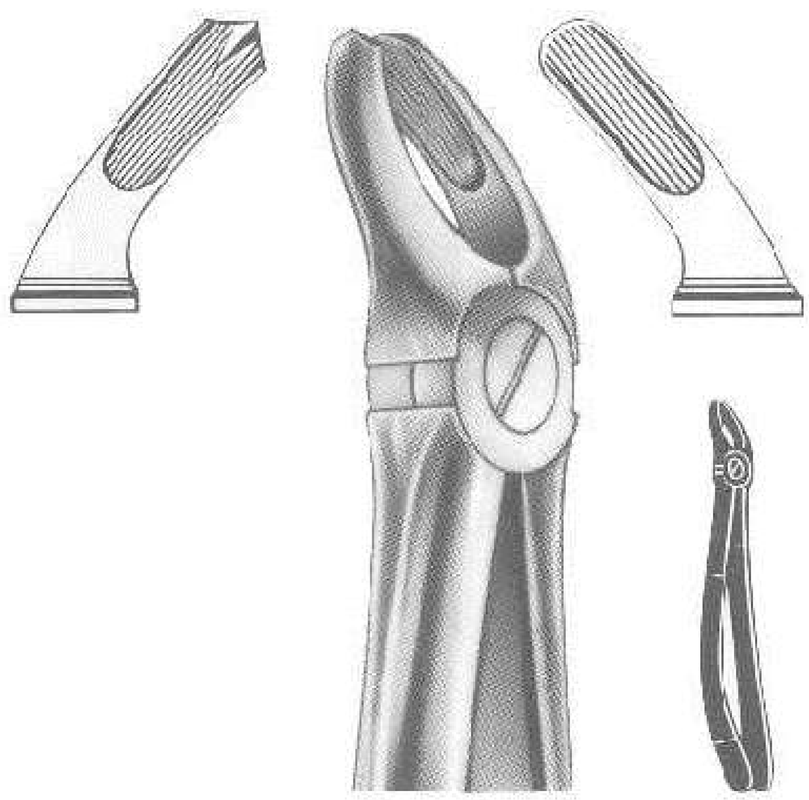

**1004**
Fig 18
upper molars, left

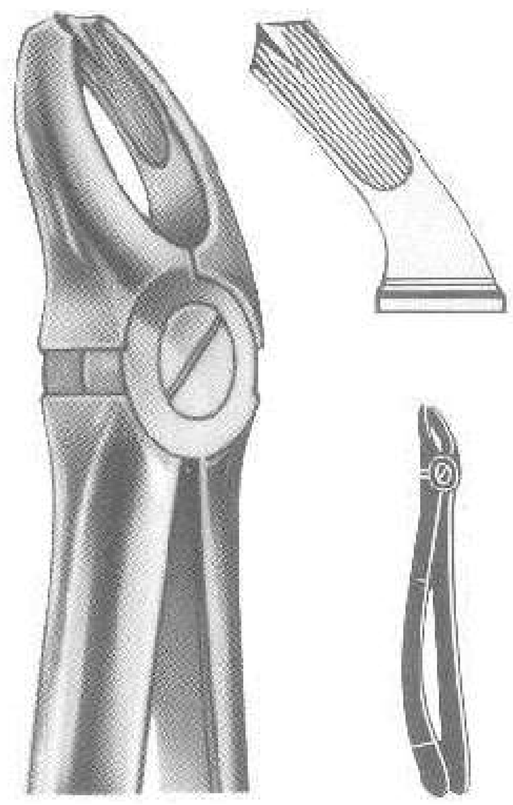

**1005**
Fig 18 A
upper molars

# Extracting Forceps - English Pattern



**1011**
Fig 33 A
lower roots

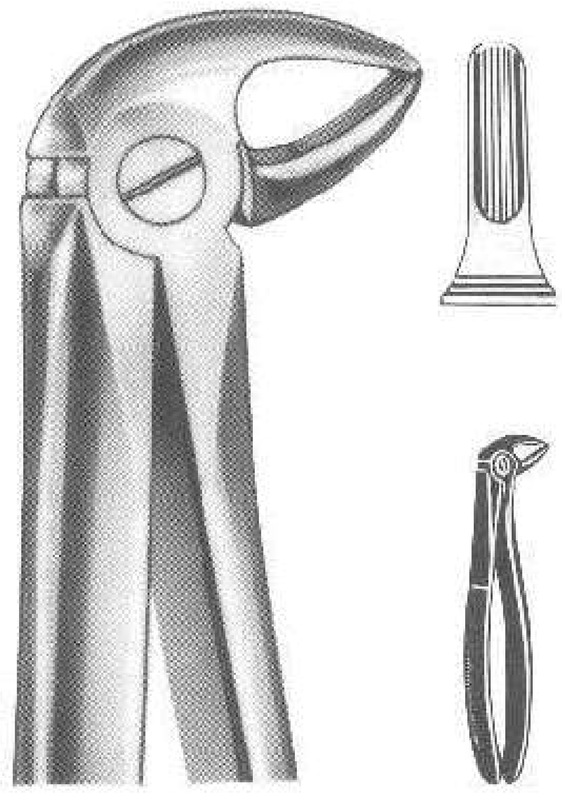

**1012**
Fig 33 B
lower roots

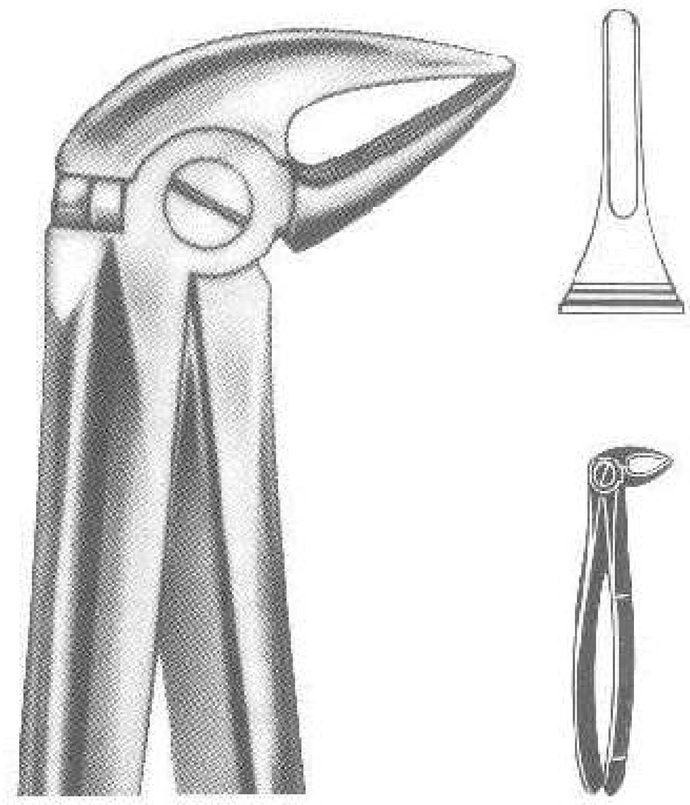

**1013**
Fig 33 L
lower roots

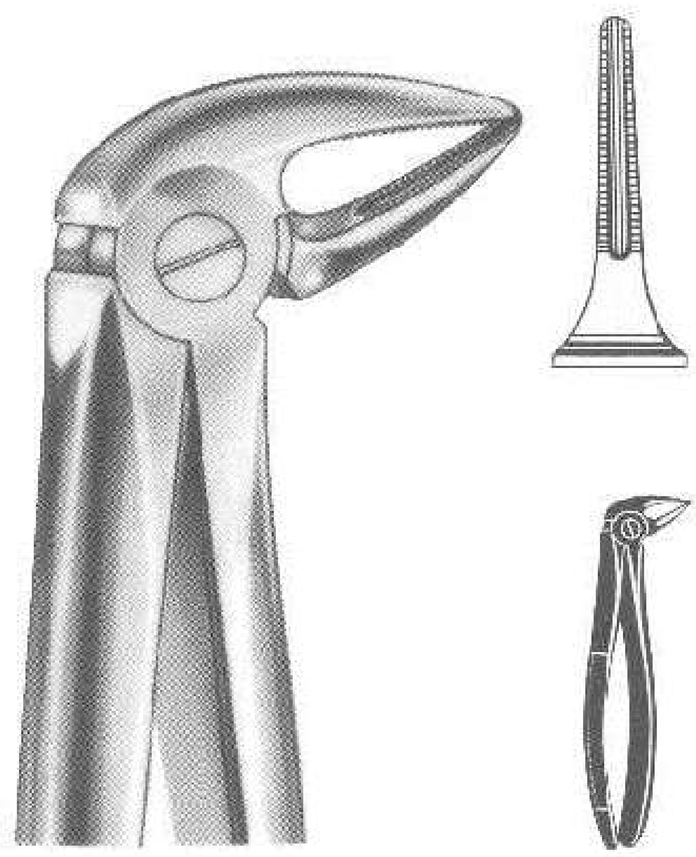

**1014**
Fig 33 L
lower roots

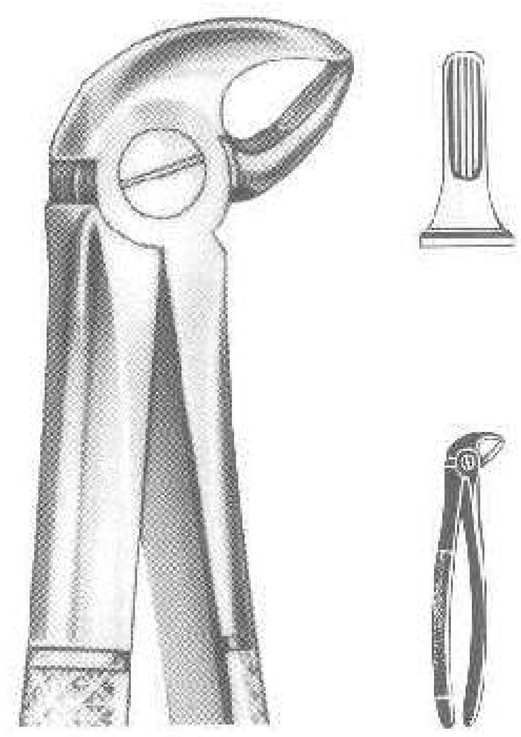

**1015**
Fig 33 S
lower roots, for children

# Extracting Forceps - English Pattern

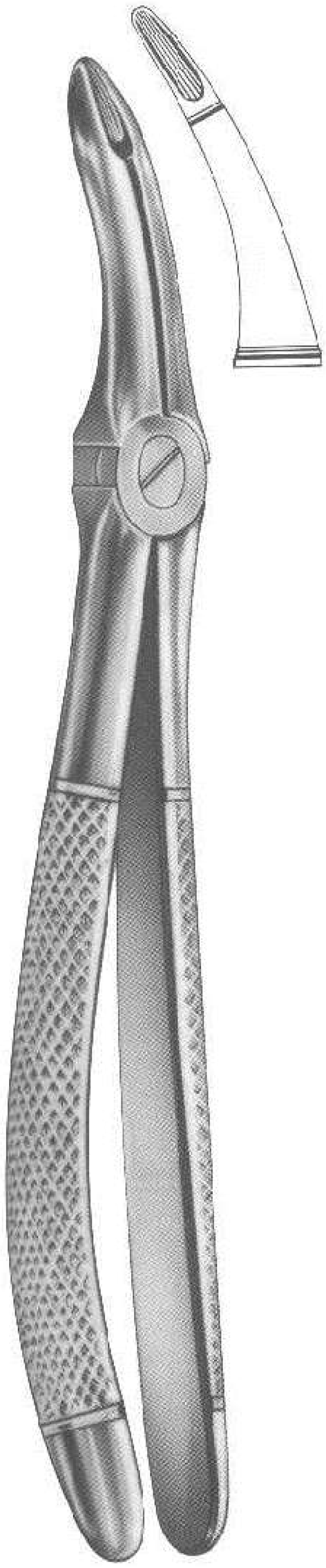

**1016**
Fig 44
upper roots

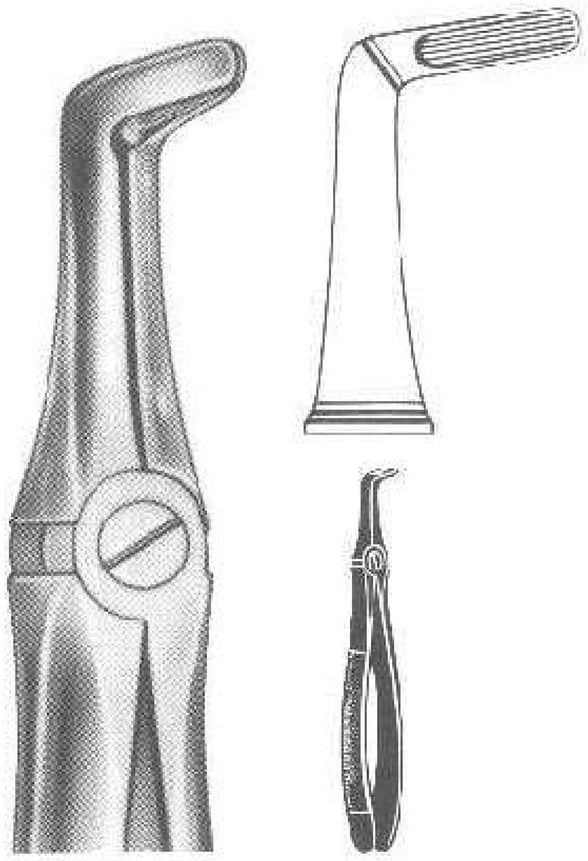

**1017**
Fig 45
lower roots

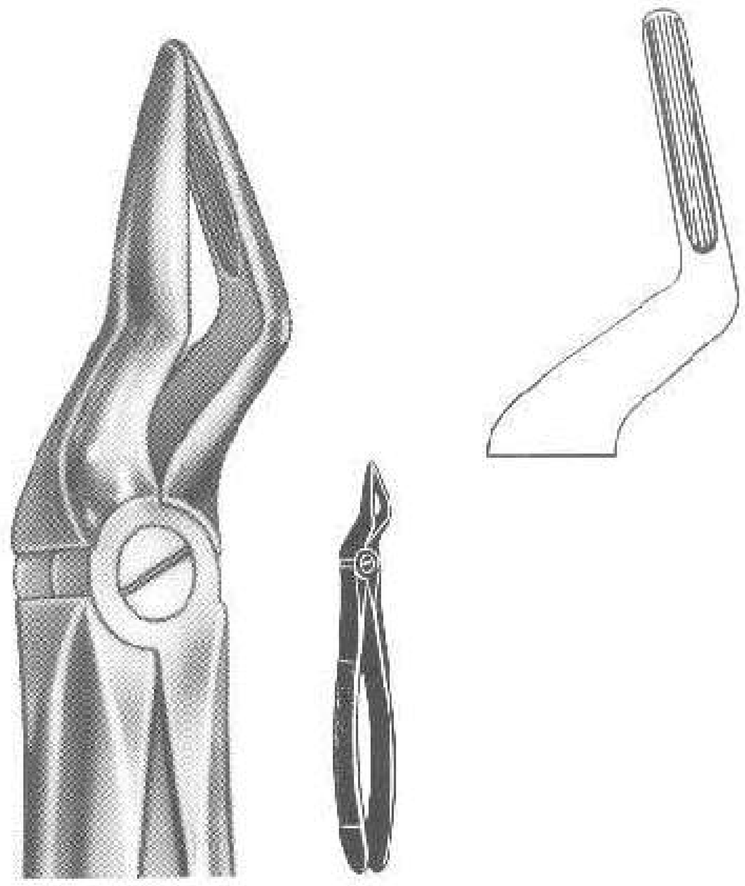

**1018**
Fig 12
upper roots

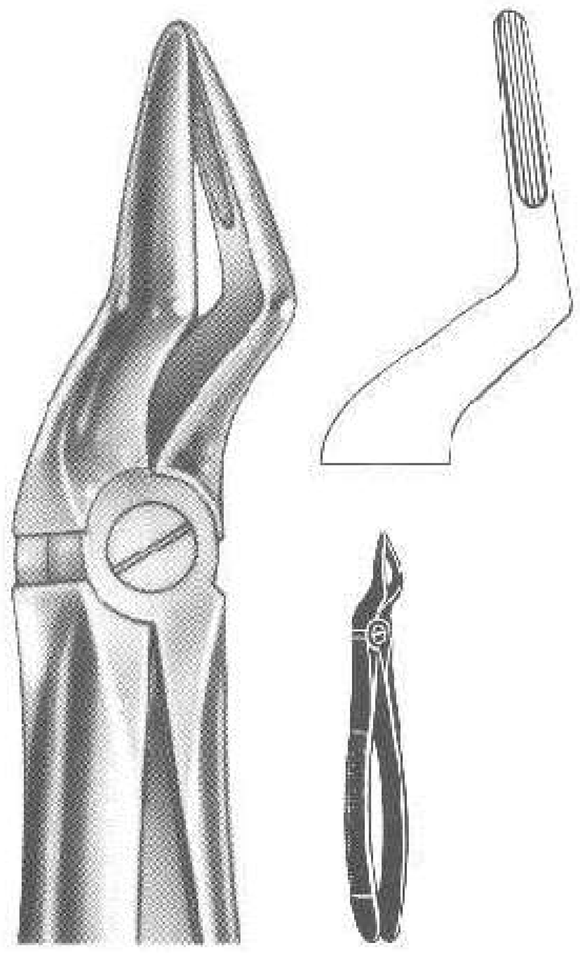

**1019**
Fig 51 A
upper roots

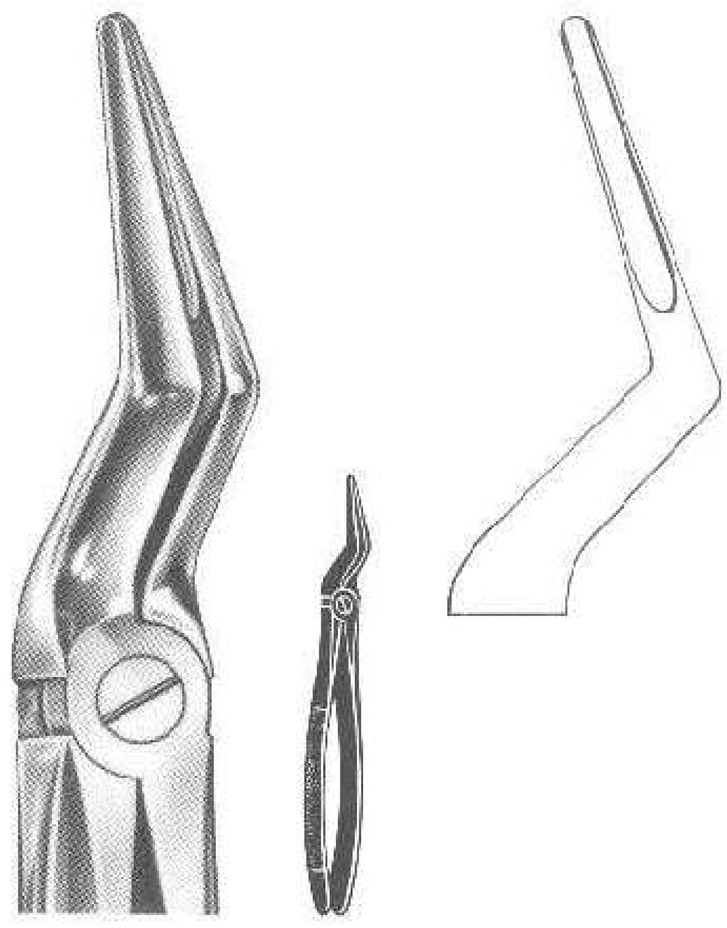

**1020**
Fig 51 L
upper roots

# "Relax" - Extracting Forceps

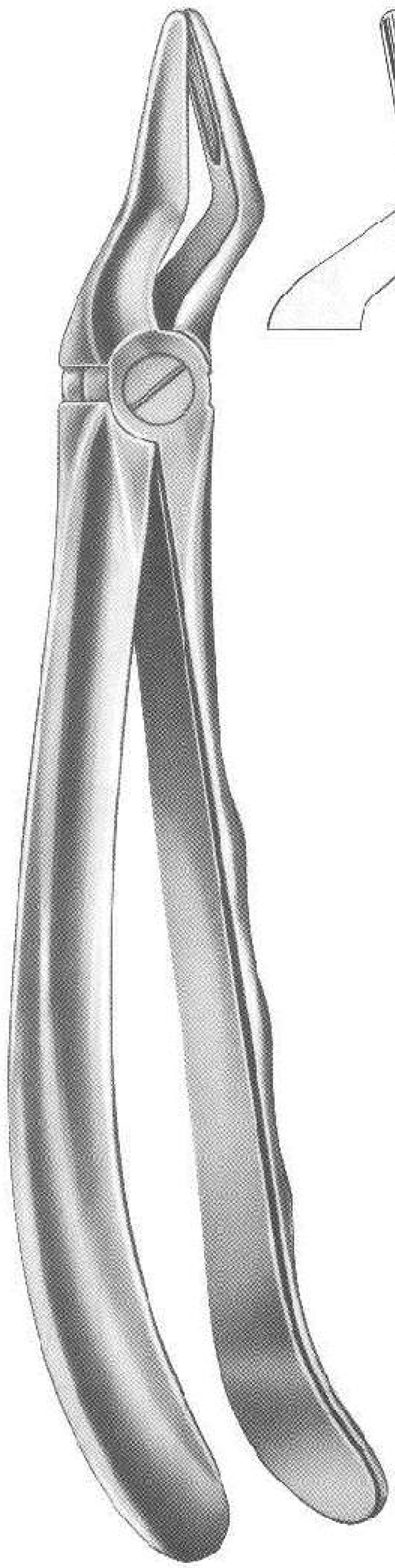

**Relax**
**1021**
Fig 51
upper roots

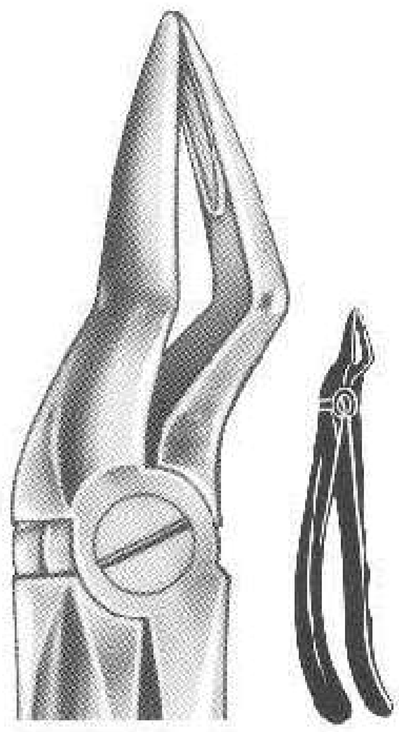

**Relax**
**1022**
Fig 51 A
upper roots

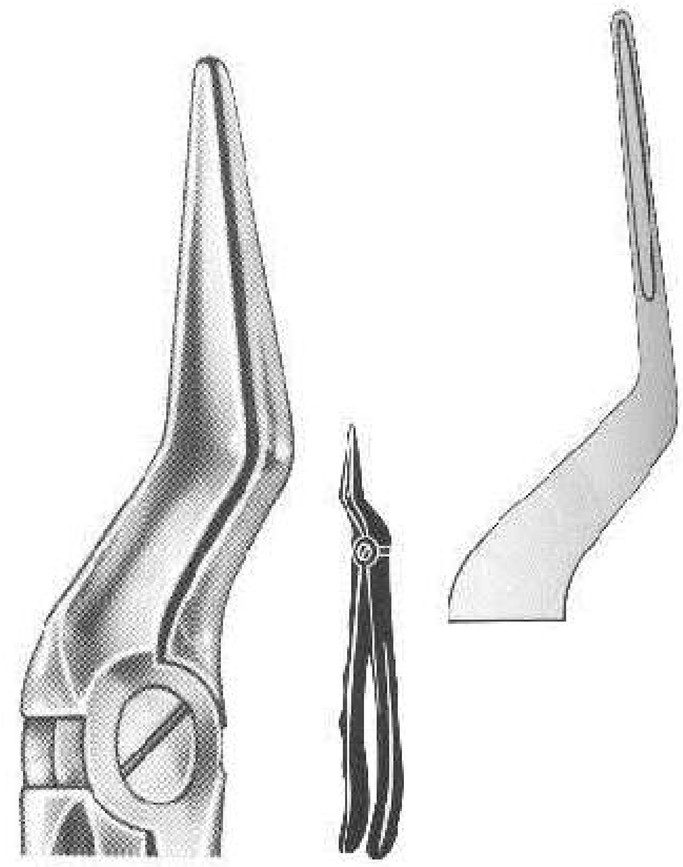

**Relax**
**1023**
Fig 51 L
upper roots

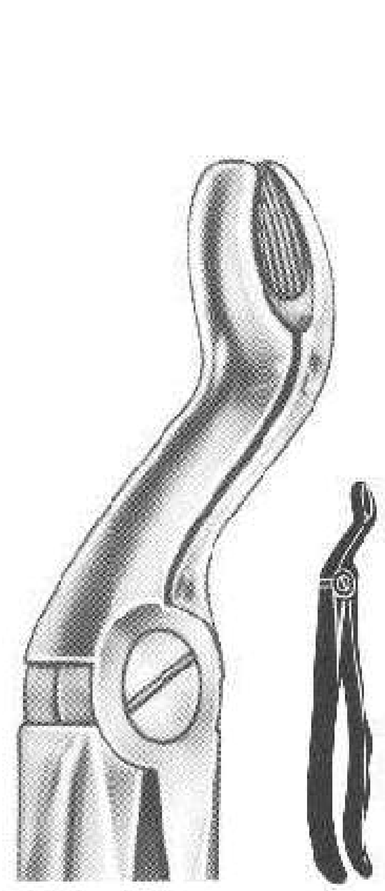

**Relax**
**1024**
Fig 67
upper wisdoms

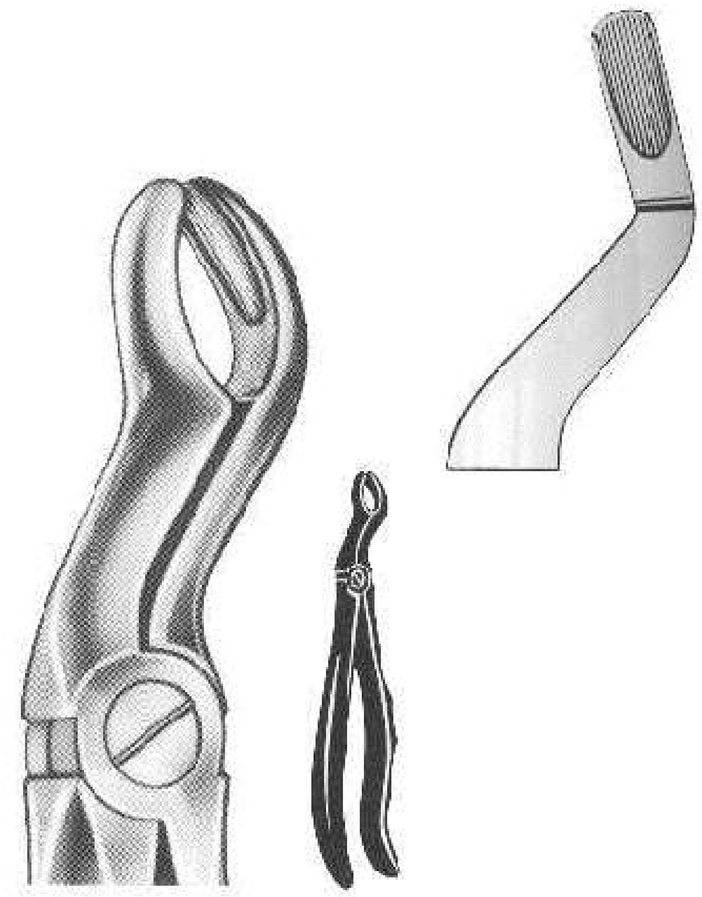

**Relax**
**1025**
Fig 67 A
upper wisdoms

# Extracting Forceps For Children - English Pattern

**1026**
Fig 37
Upper incisors

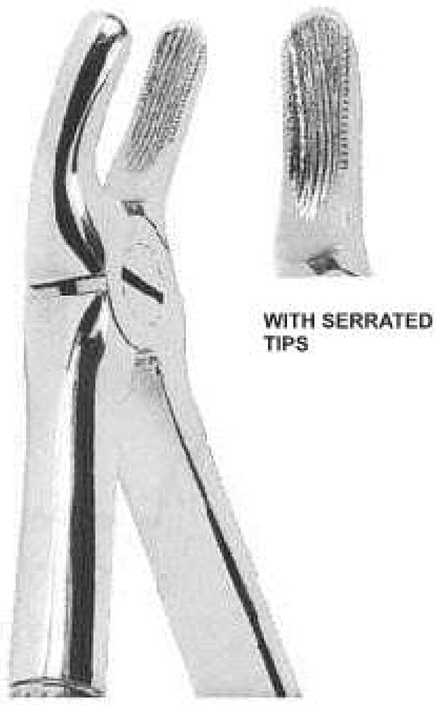


**1027**
Fig 39
Upper molars

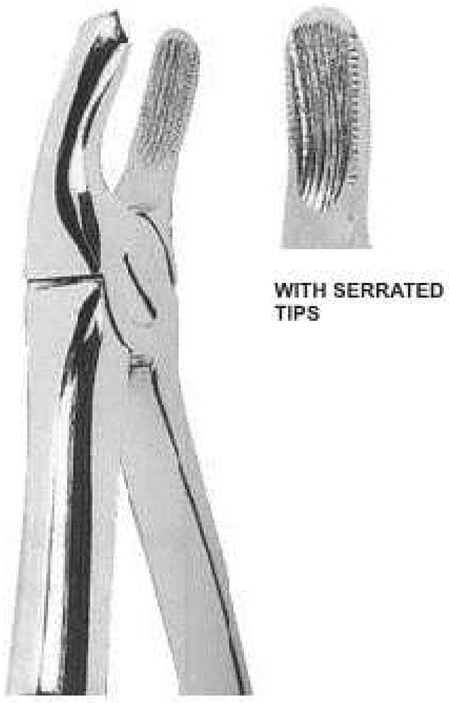


**1028**
Fig 39 R
Upper molars, right

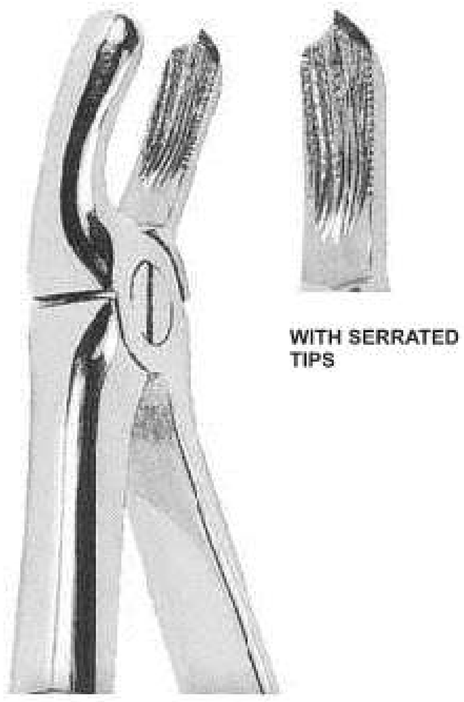


**1029**
Fig 39 L
Upper molars, left

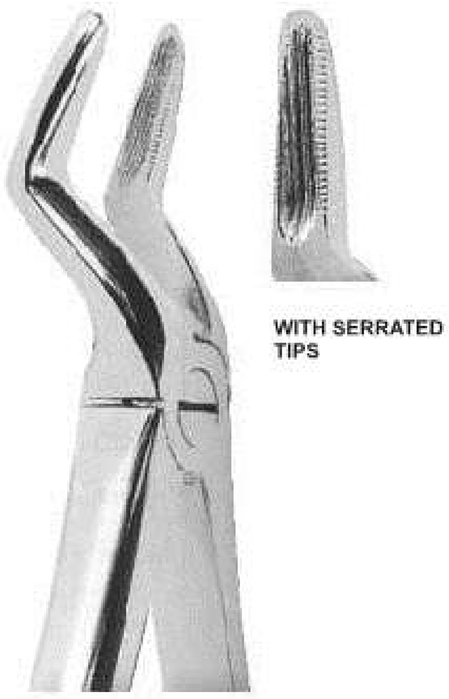


**1030**
Fig 515
Upper roots

# Extracting Forceps For Children, English Pattern

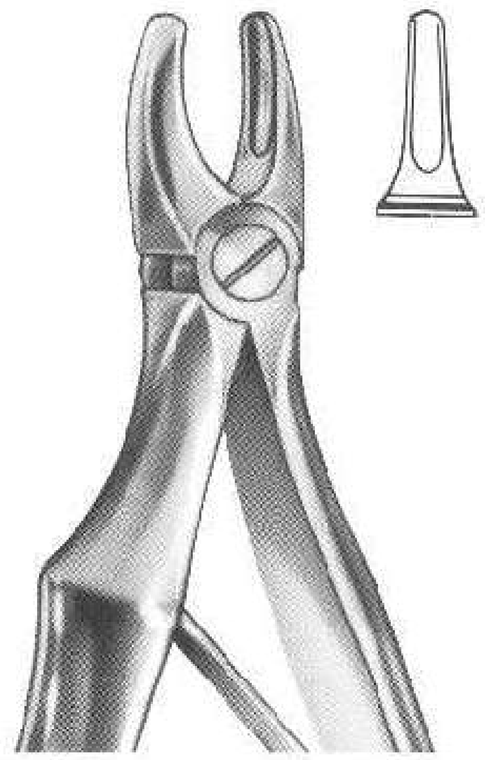

**Klein**
**1032**
Fig 137
upper incisors

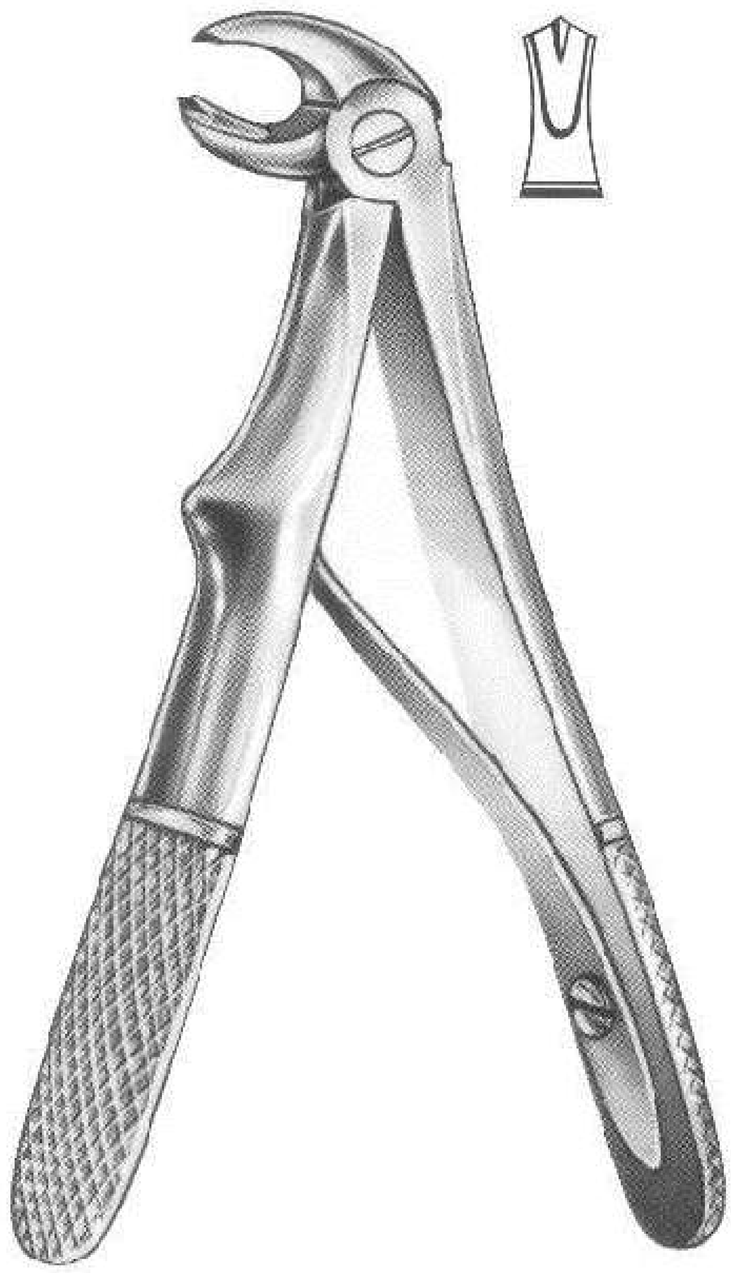

**Klein**
**1031**
Fig 6
lower molars

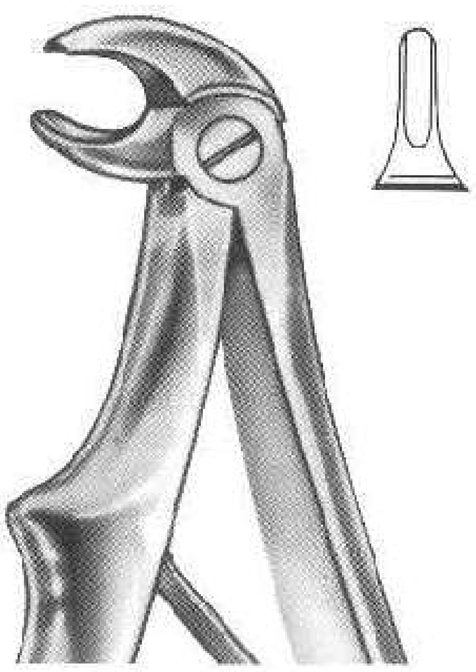

**Klein**
**1033**
Fig 5
lower incisors

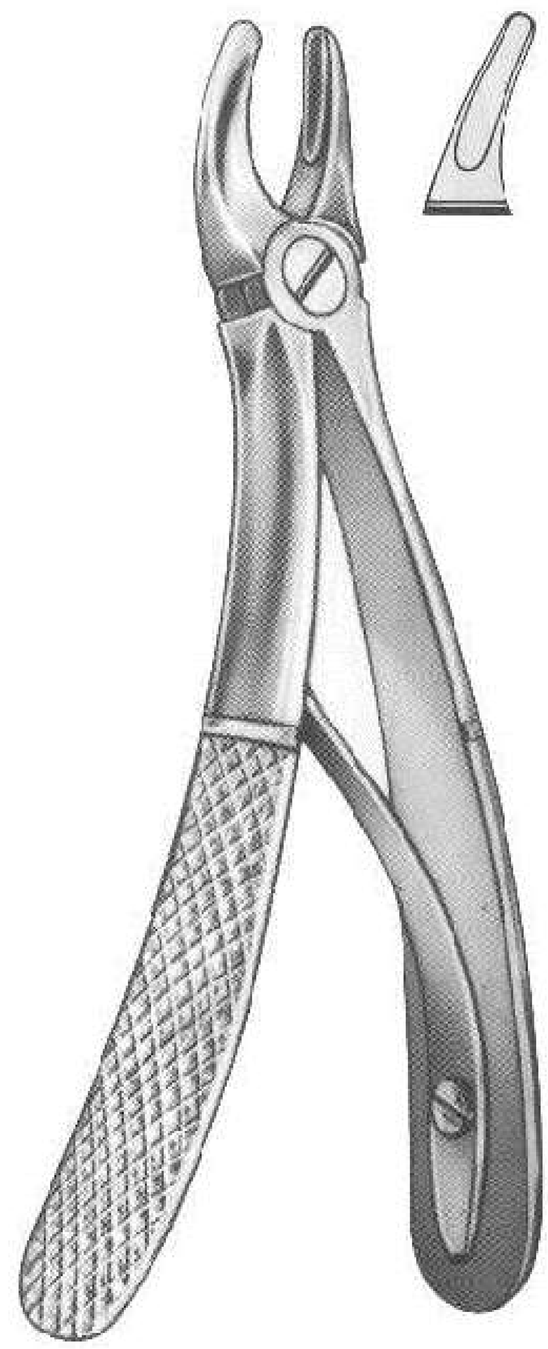

**Klein**
**1034**
Fig 139
uper premolars

# Extracting Forceps - English Pattern

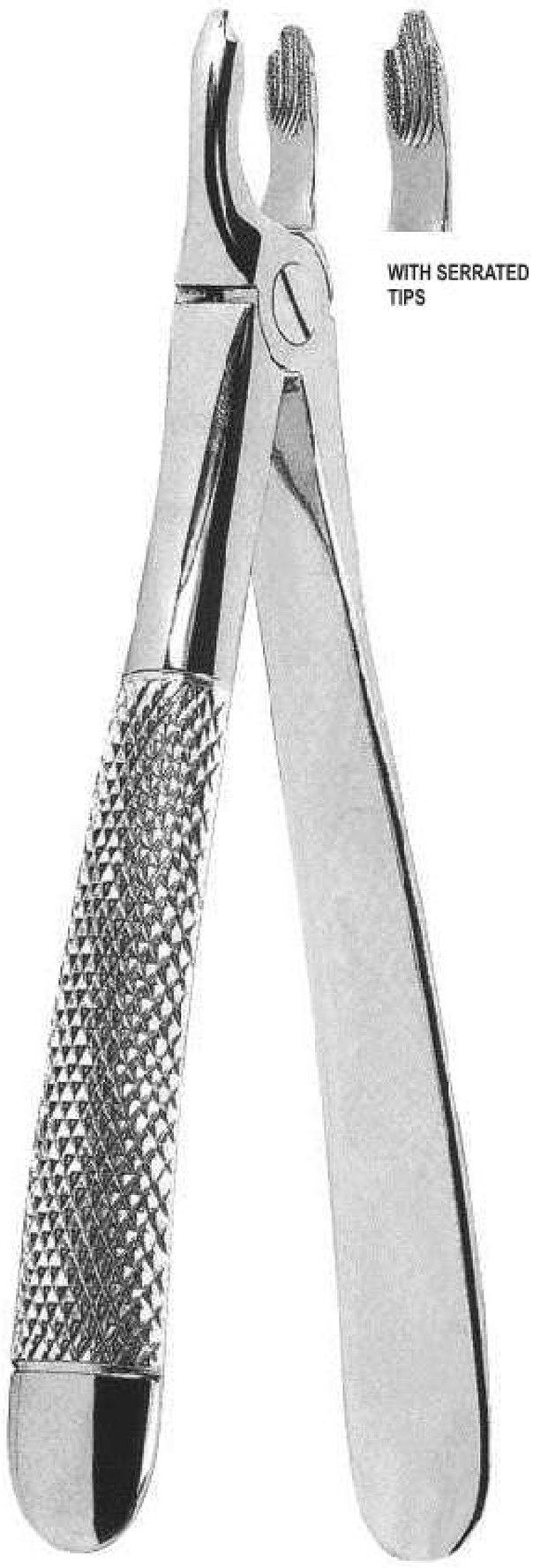


**1035**
Fig 43 A
Fractured or decayed
upper teeth

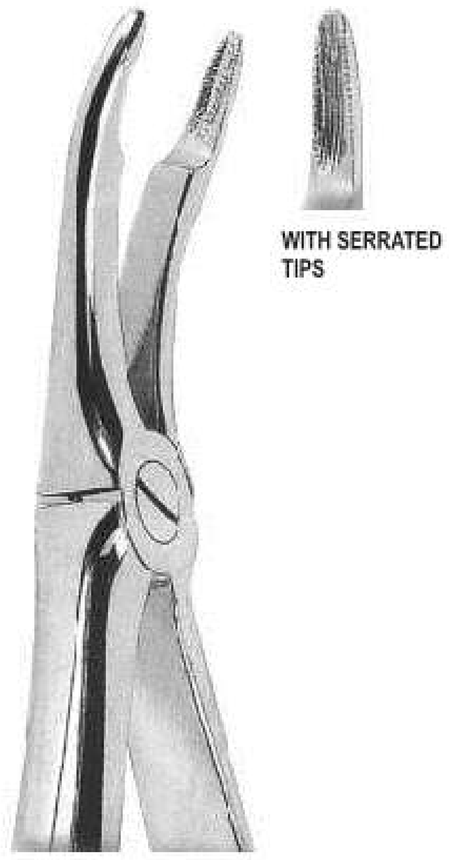


**1036**
Fig 44
Upper roots

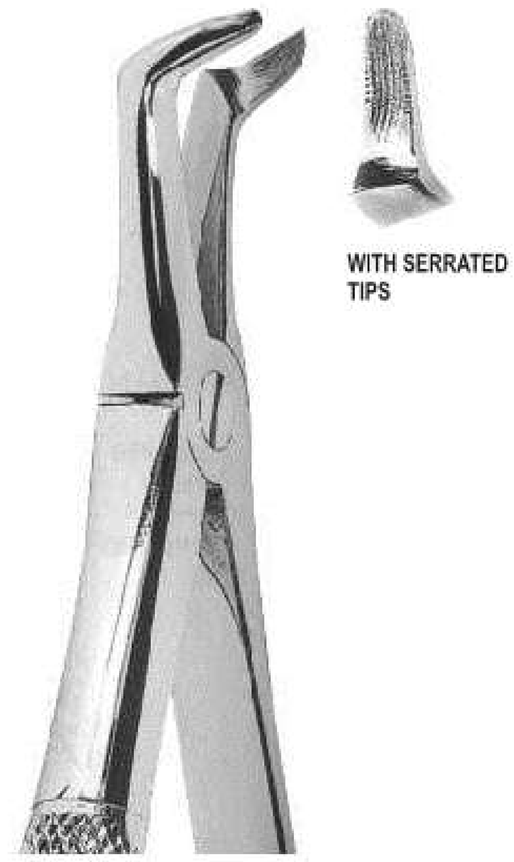


**1037**
Fig 45
Lower roots

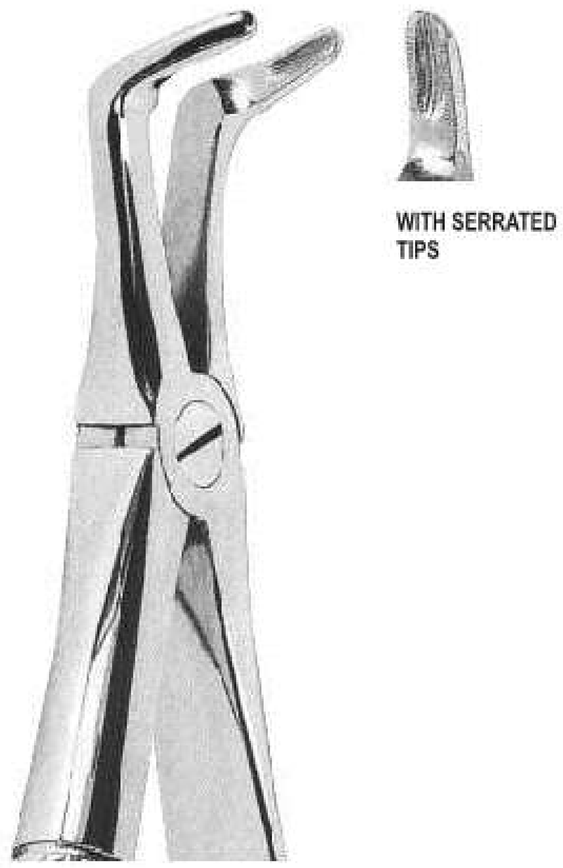


**1038**
Fig 46
Lower roots

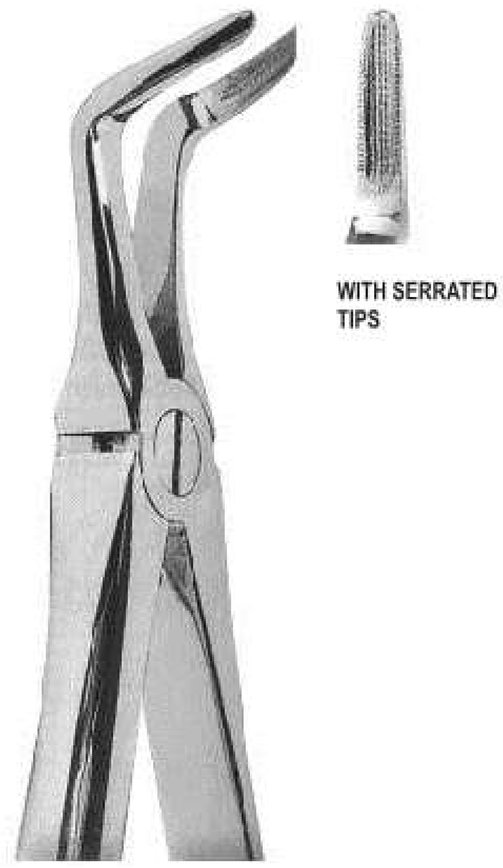


**1039**
Fig 46 L
Lower roots

# Extracting Forceps - English Pattern

**1050**
Fig 59
Lower roots

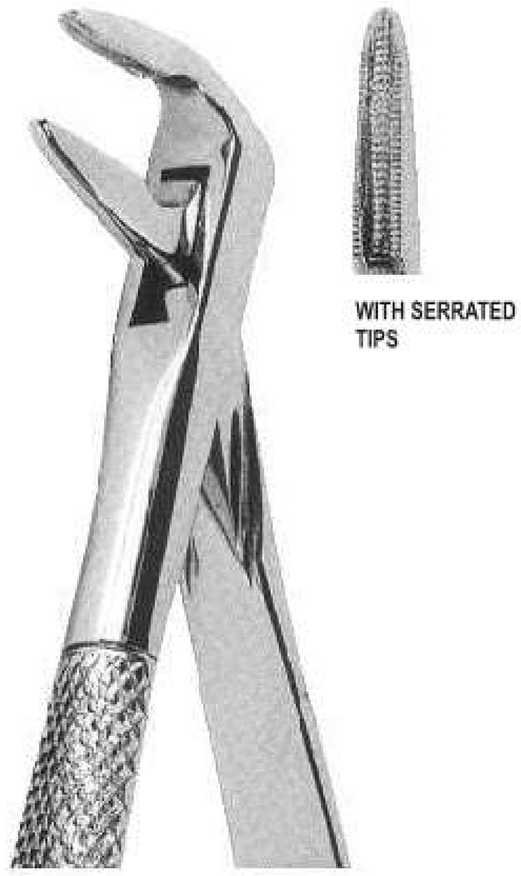


**1051**
Fig 59 L
Lower incisor
roots

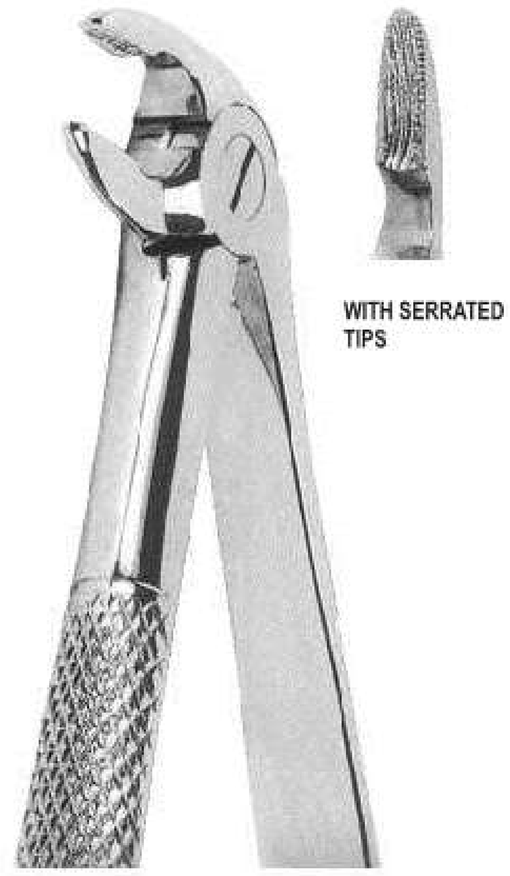


**1052**
Fig 60
Lower roots

**1053**
Fig 65 L
Upper molars, left

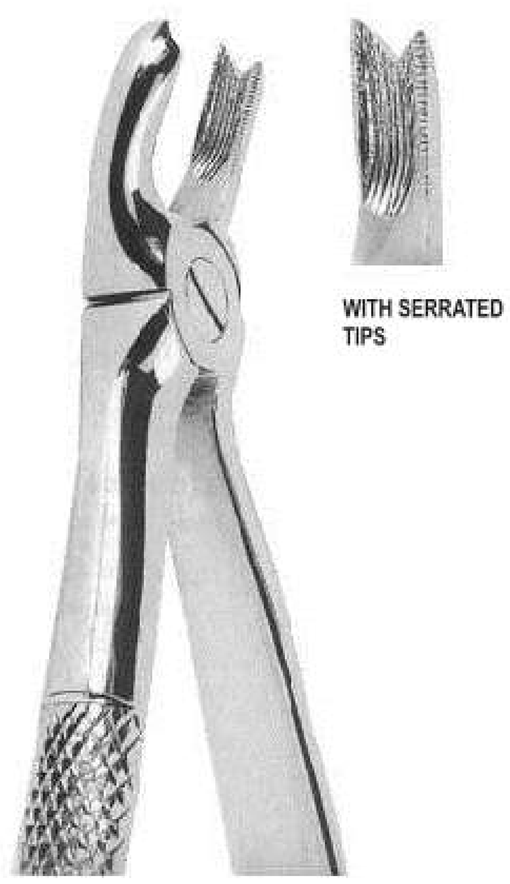


**1054**
Fig 65 R
Upper molars, right

# Extracting Forceps - English Pattern

**1055**
Fig 66 L
Upper molars, left

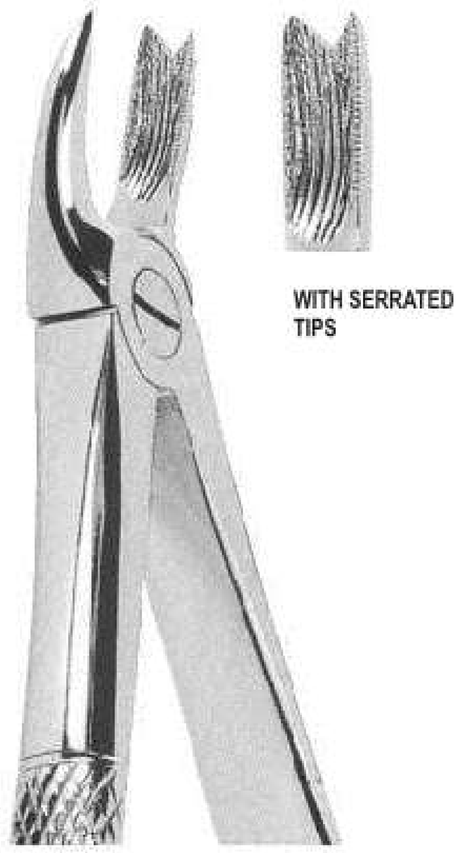


**1056**
Fig 66 R
Upper molars, right

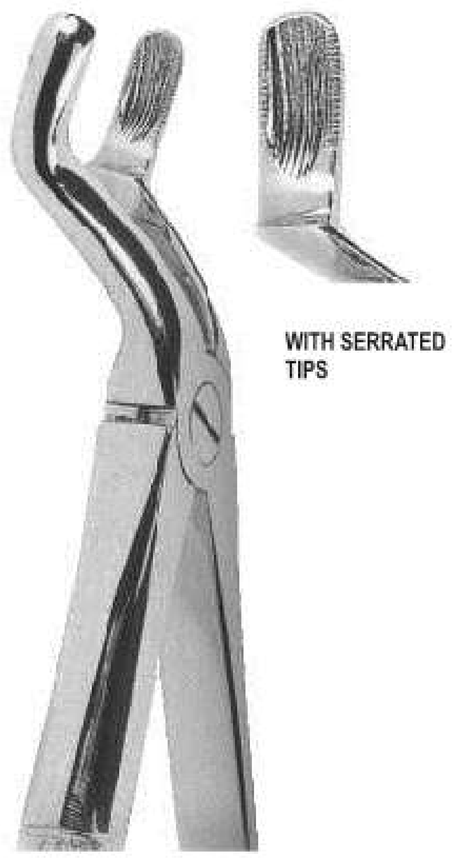


**1057**
Fig 67
Upper thire molars

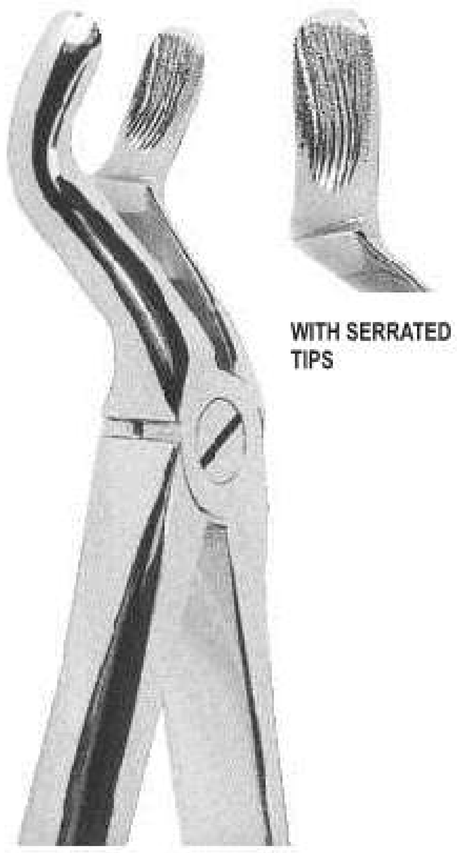


**1058**
Fig 67 A
Upper third molars




**1059**
Fig 68
Lower roots

# Extracting Forceps - English Pattern

**1060**
Fig 67½ L
Upper third molars, left

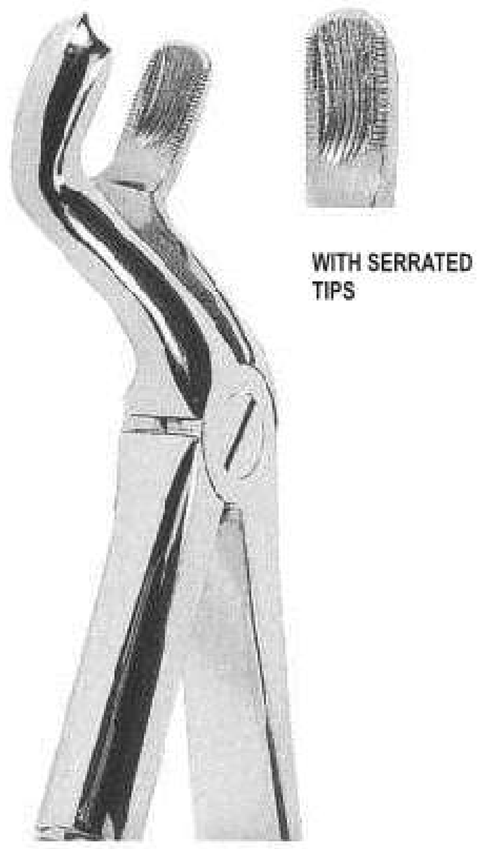


**1061**
Fig 67½ R
Upper third molars,right

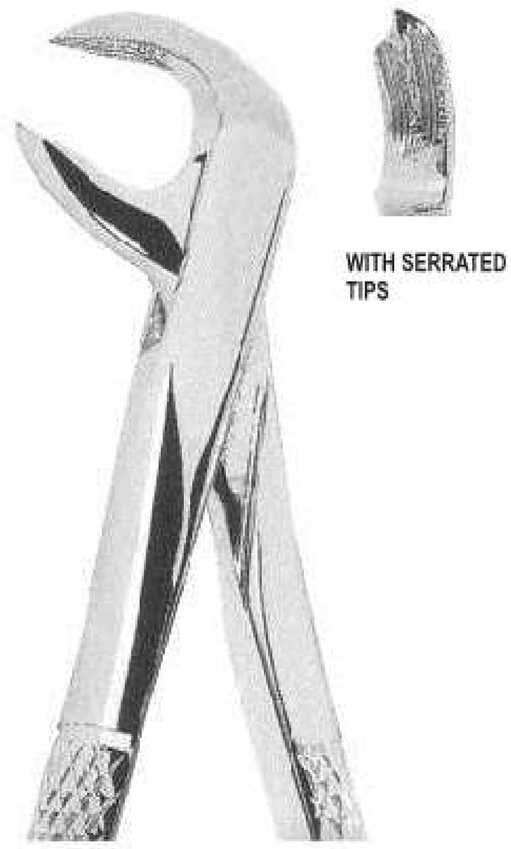


**1062**
Fig 73
Lower molars

**1063**
Fig 74
Lower roots

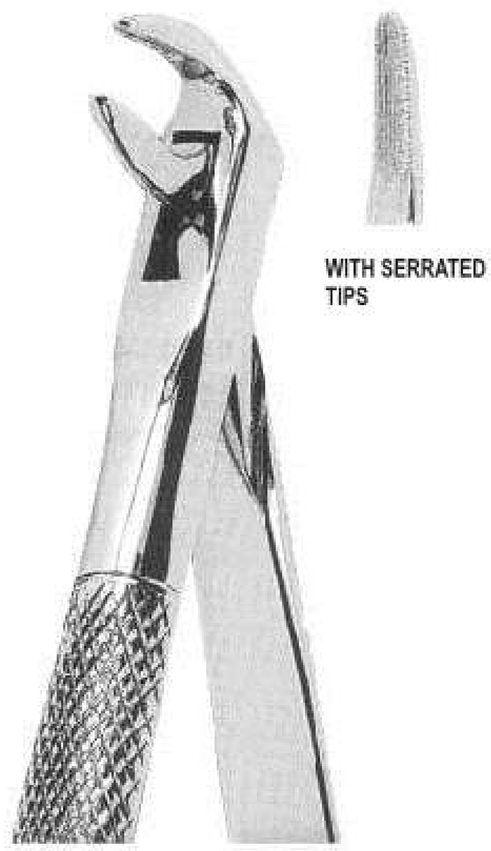


**1064**
Fig 74 M
Lower roots

# Extracting Forceps - English Pattern

**1065**
Fig 74 N
Lower roots




**1066**
Fig 75
Lower canines and premolars

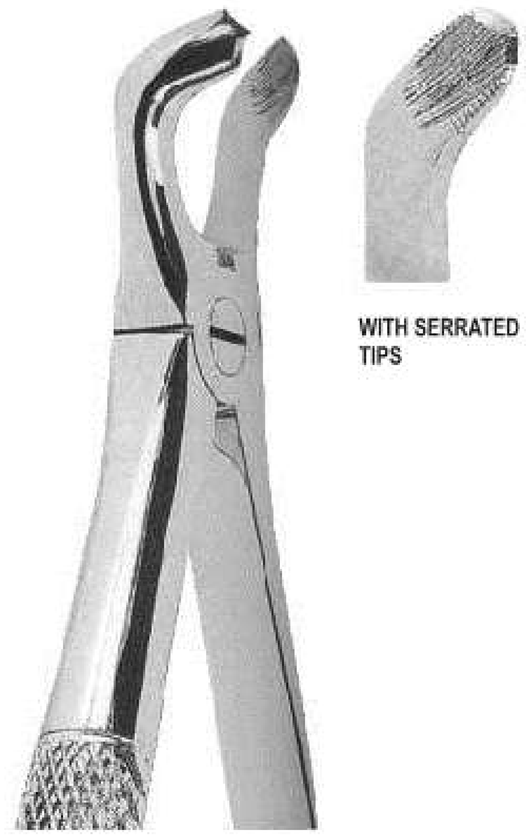


**1067**
Fig 79
Lower third molars

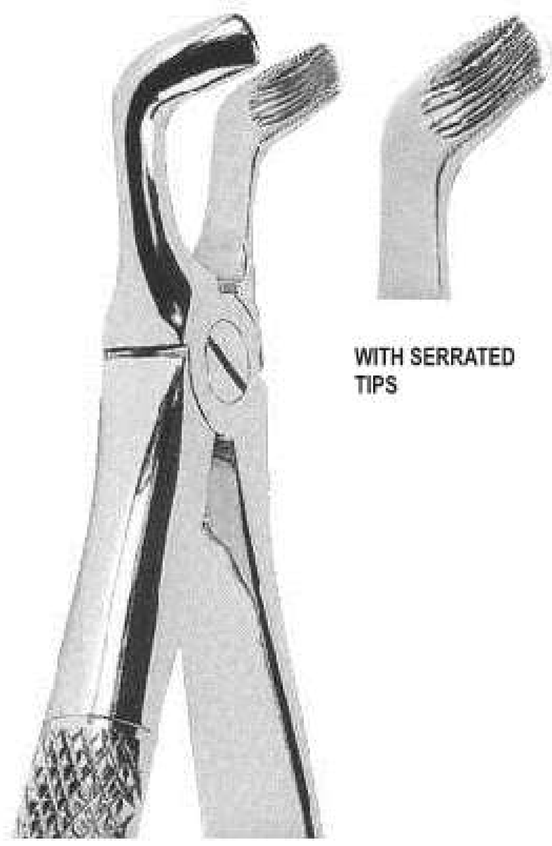


**1068**
Fig 79 A
Lower third molars

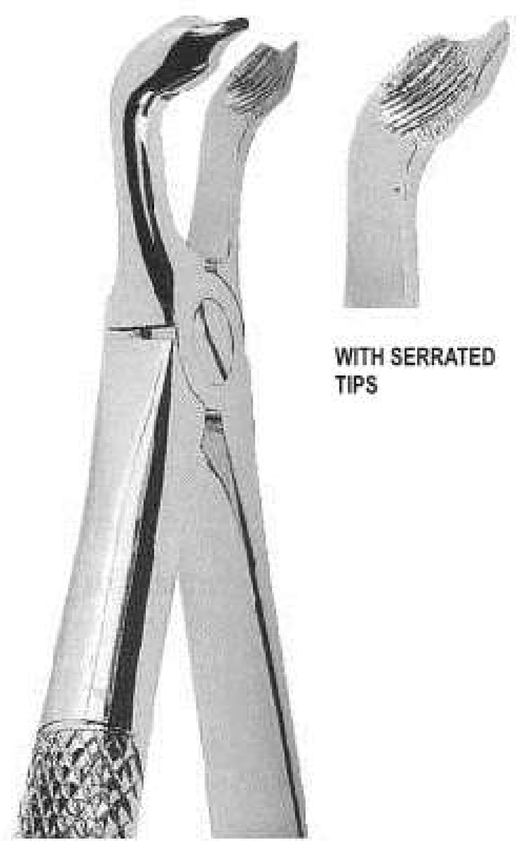


**1069**
Fig 79 C
Lower third molars



**1070**
Fig 86 W
Lower third molars

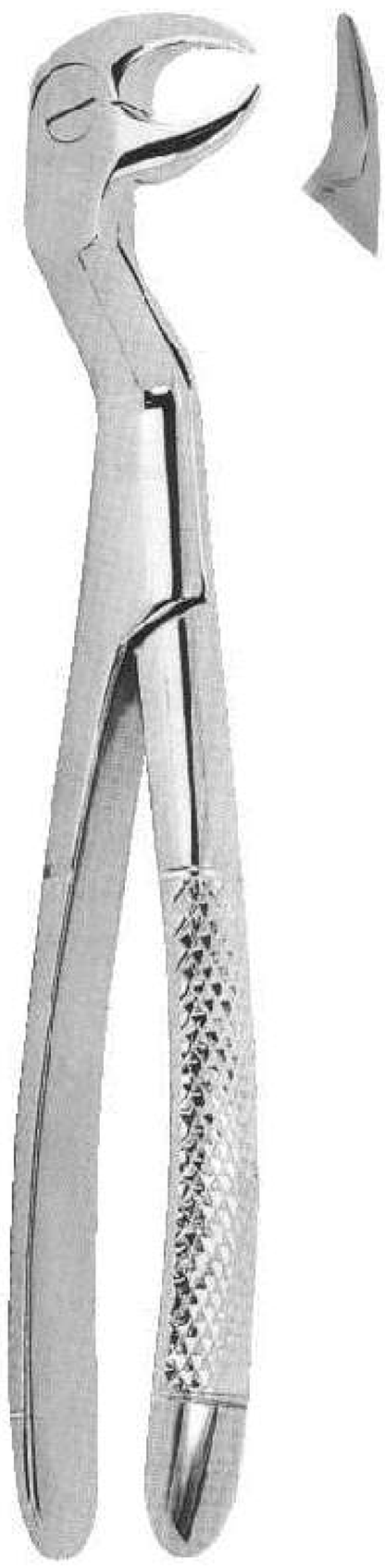

**1071**
Fig 86½ L
Lower third molars,left

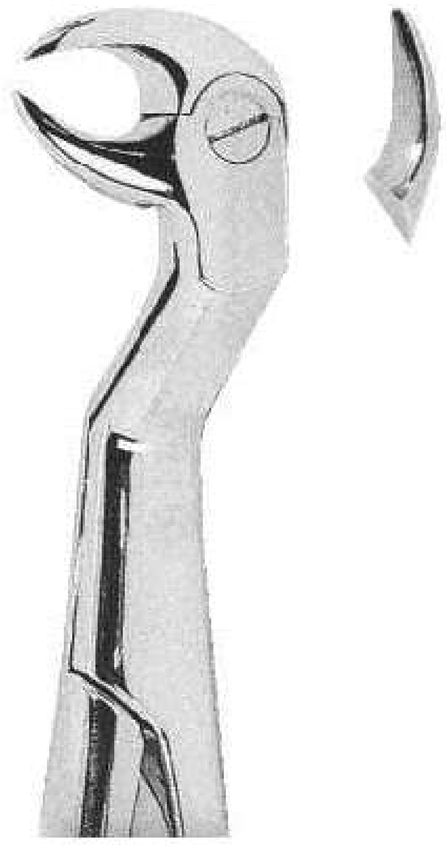

**1072**
Fig 86½ R
Lower third molars, right

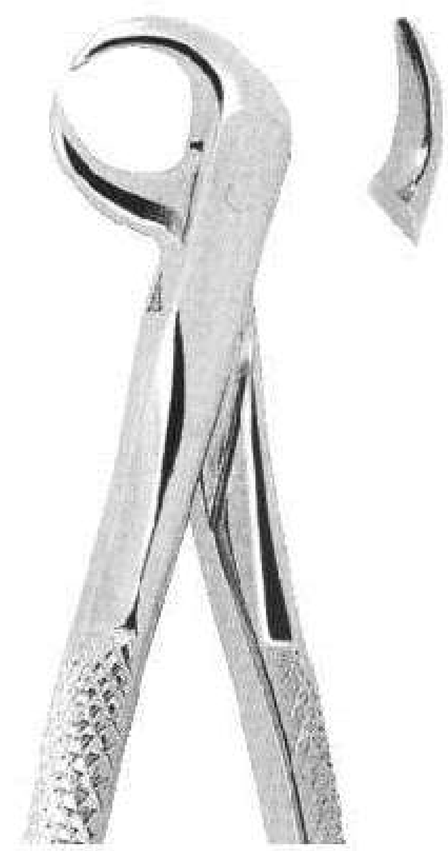

**1073**
Fig 86 C
Lower molars

# Extracting Forceps - English Pattern

**1074**
Fig 87
Lower decayed molars
or broken-down crowns

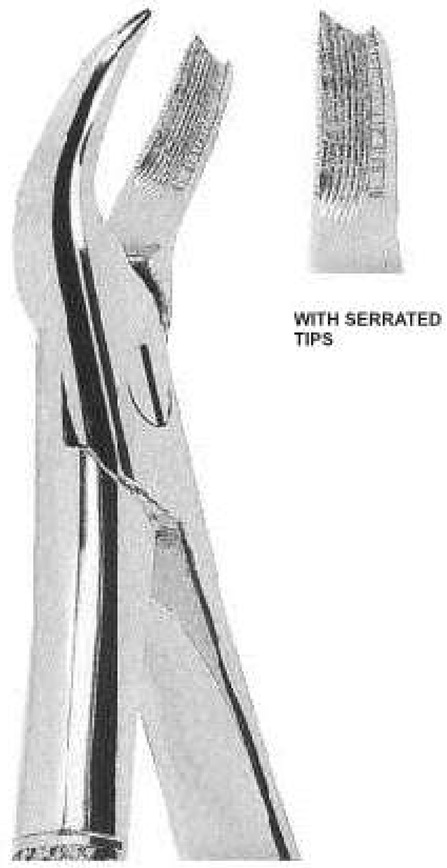


**1075**
Fig 89
Upper molars,right

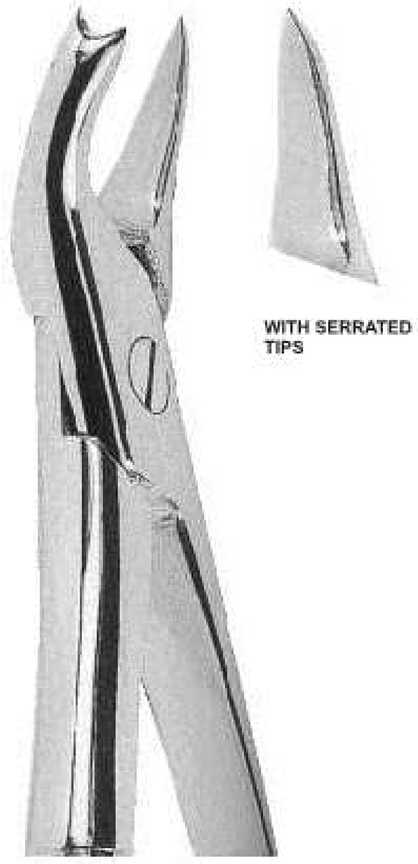


**1076**
Fig 90
Upper molars,left

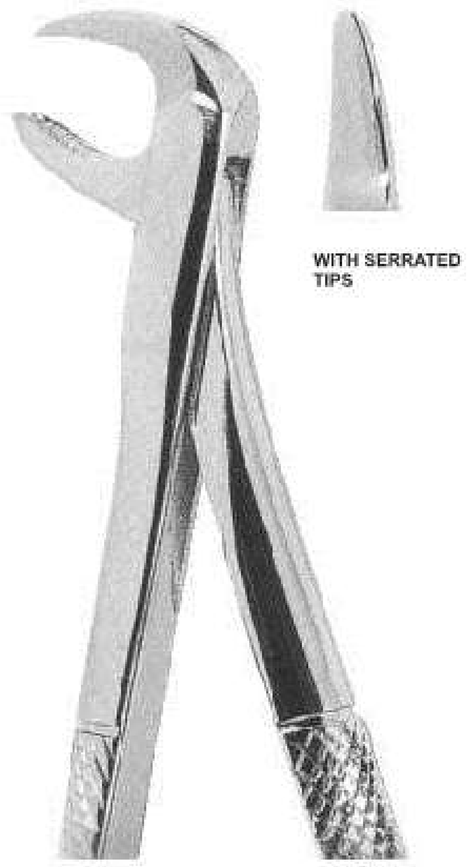


**1077**
Fig 99
Broken-down lower molars

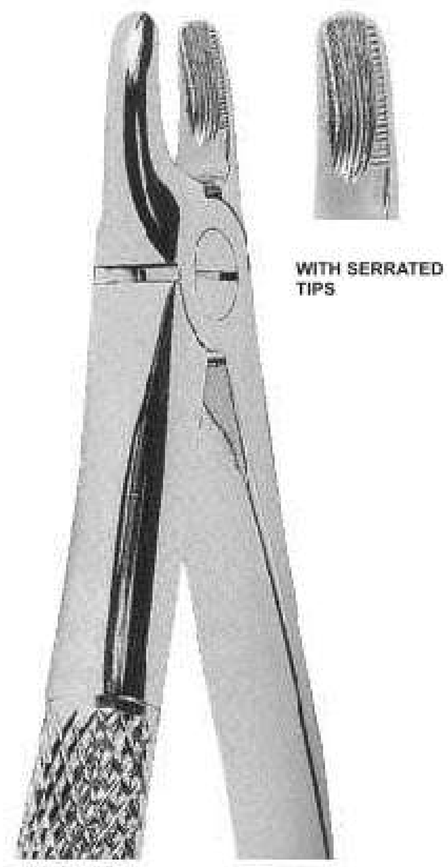


**1078**
Fig 107
Upper canines

# Extracting Forceps - English Pattern

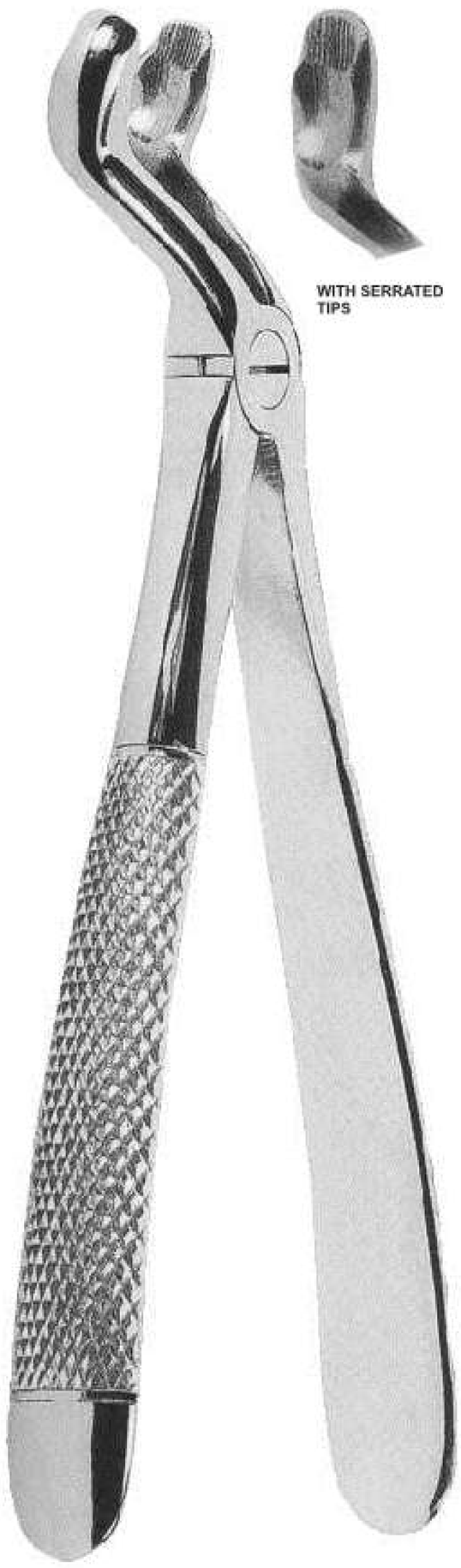


**1079**
Fig 121
Upper third molars

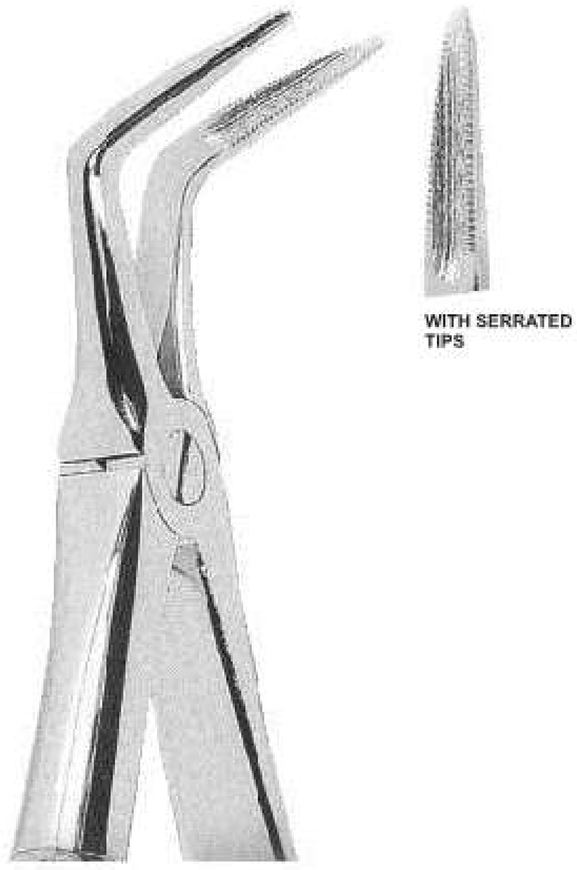


**1080**
Fig 145
Lower roots

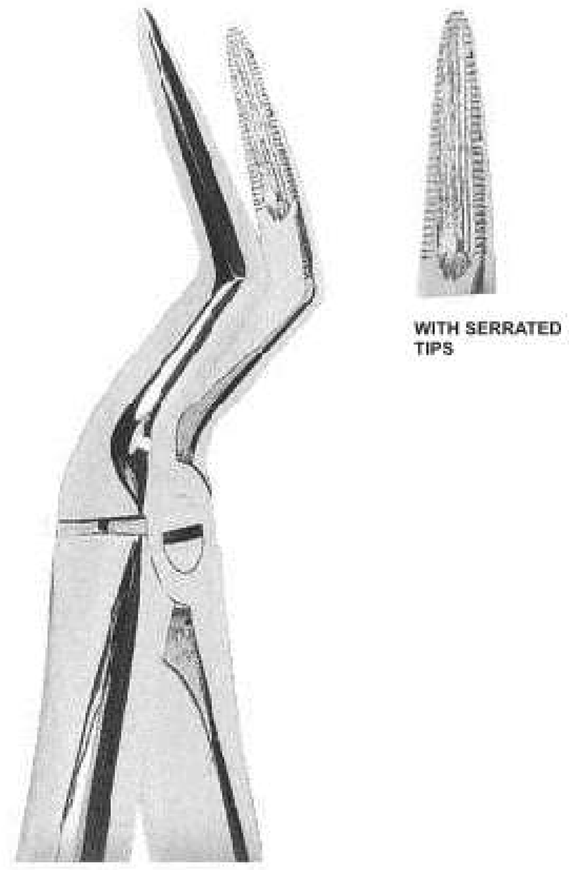


**1081**
Fig 151½
Upper roots

**1082**
Fig 166
Universal extracting forceps for upper teeth, in particular molars and premolars

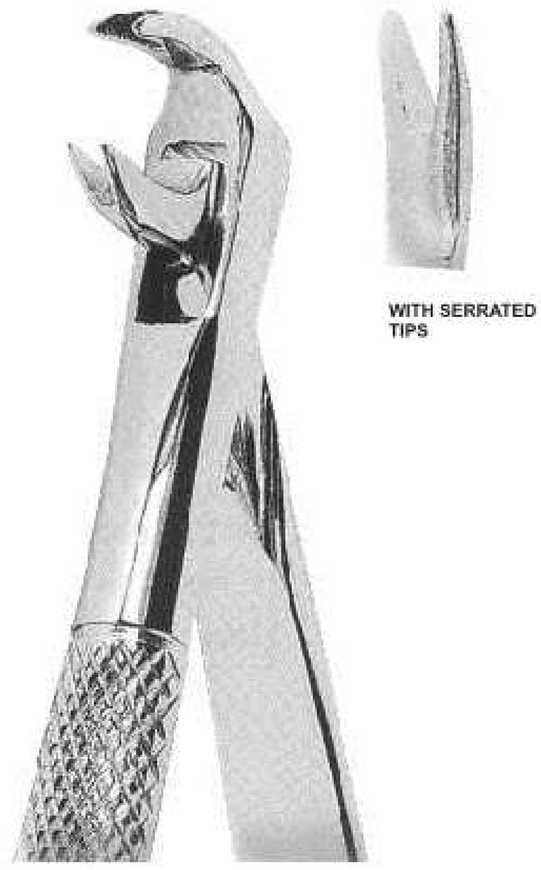


**1083**
Fig 167
Universal extracting forceps for lower teeth, in particular molars and premolars

# Extracting Forceps - English Pattern

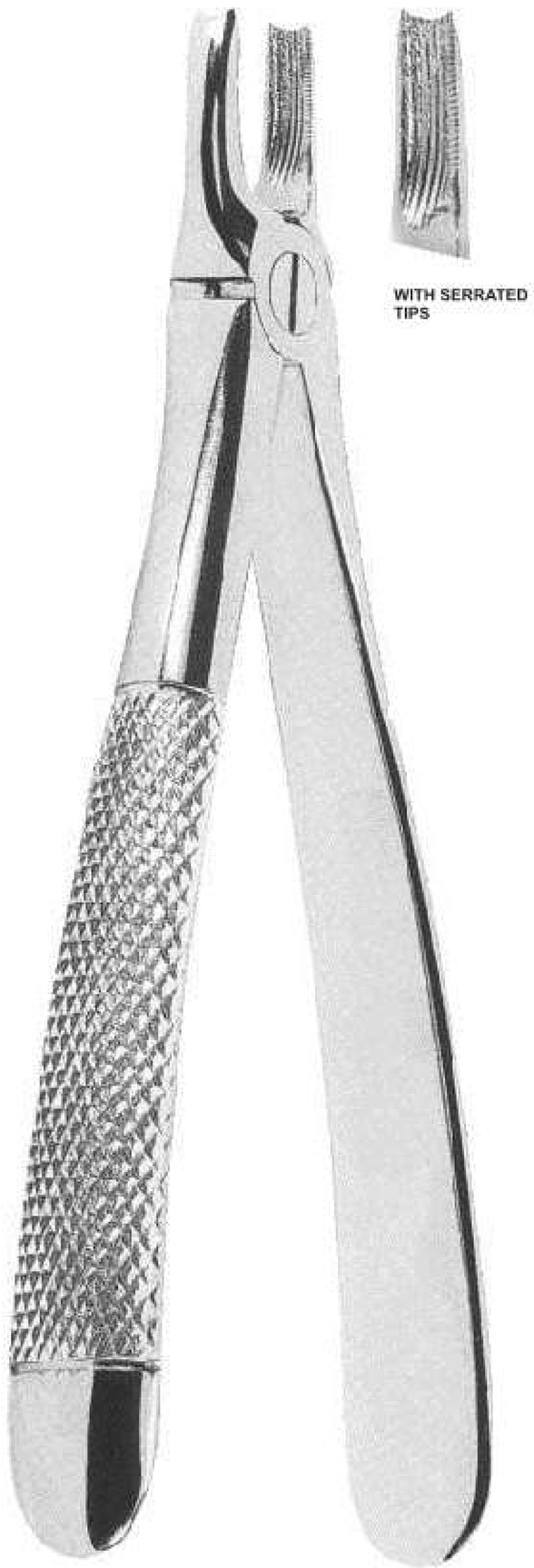


**1084**
Fig 168
Upper canines

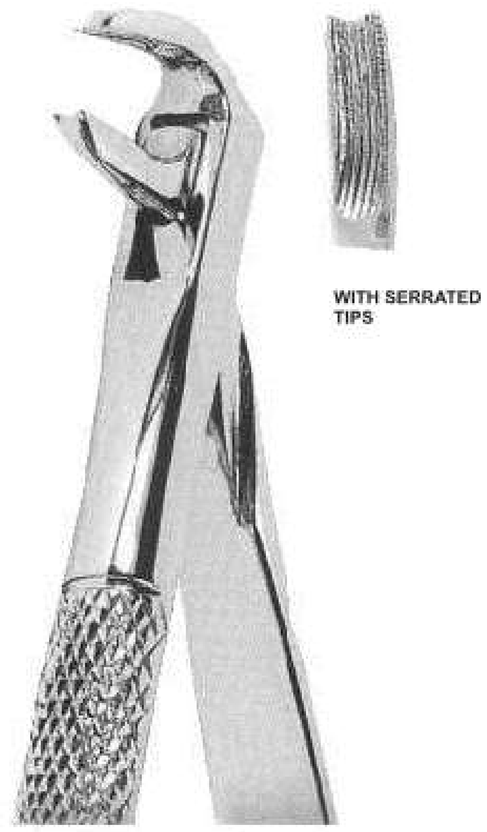


**1085**
Fig 169
Lower canines

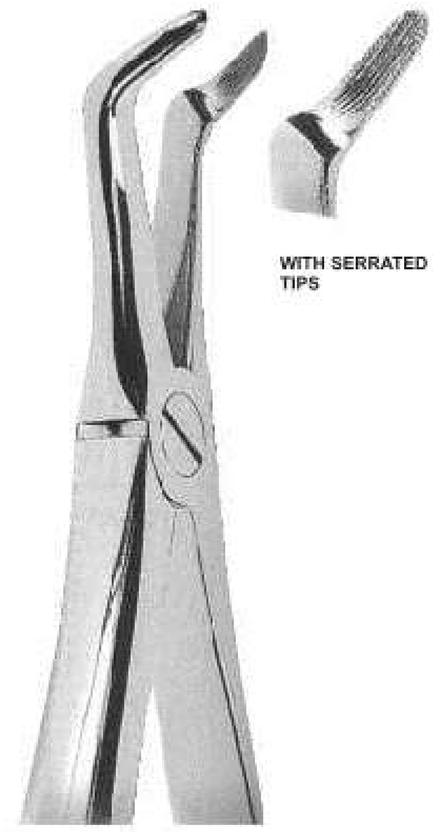


**1086**
Fig 346
Lower roots

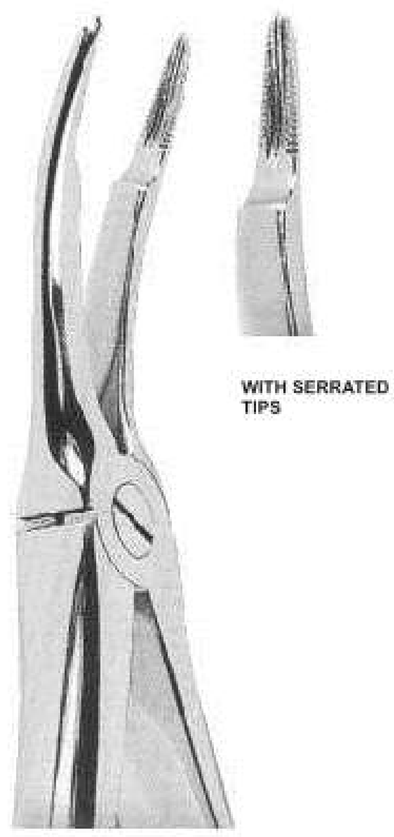


**1087**
Fig 349
Upper roots

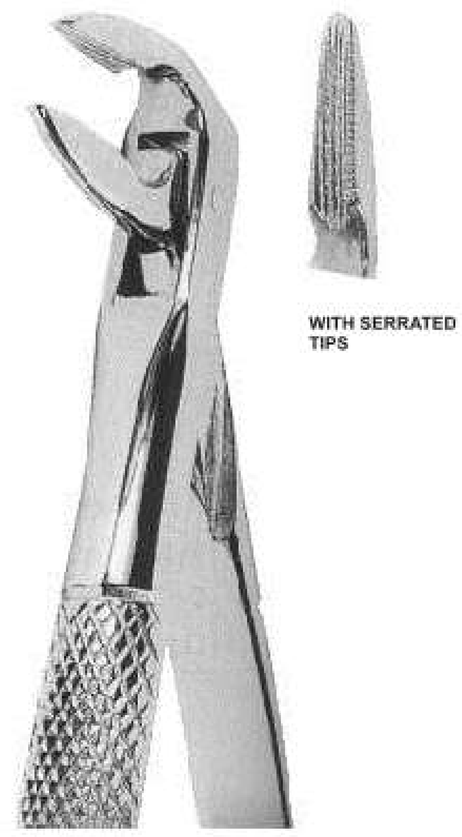


**1088**
Fig 359
Lower roots

# Extracting Forceps - Mead Pattern

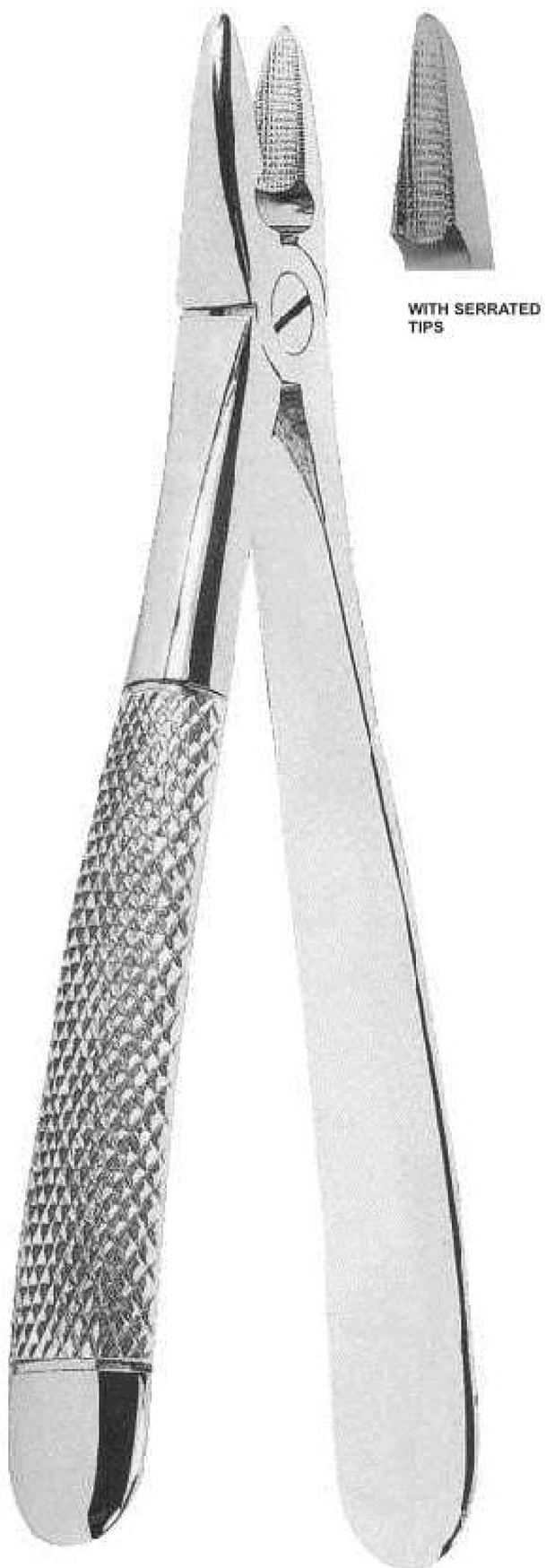


**1089**
Fig 1
Universal extracting forcep for upper incisors and canines

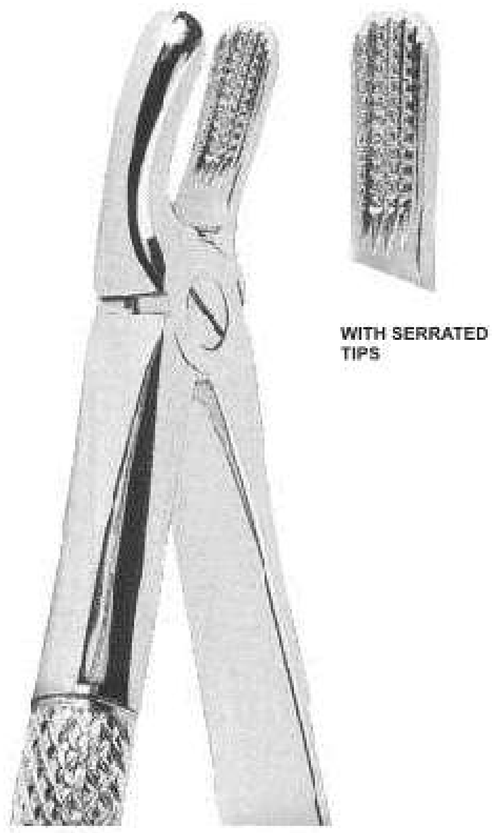


**1090**
Fig 2
Upper molars

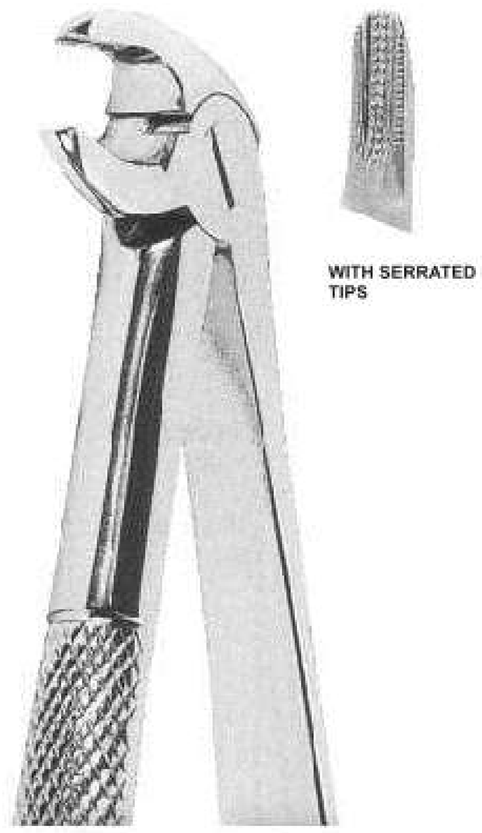


**1091**
Fig 3
Lower incisors, premolar and roots

**1092**
Fig 4
Lower molars

# Extracting Forceps With Anatomically Shaped Handle

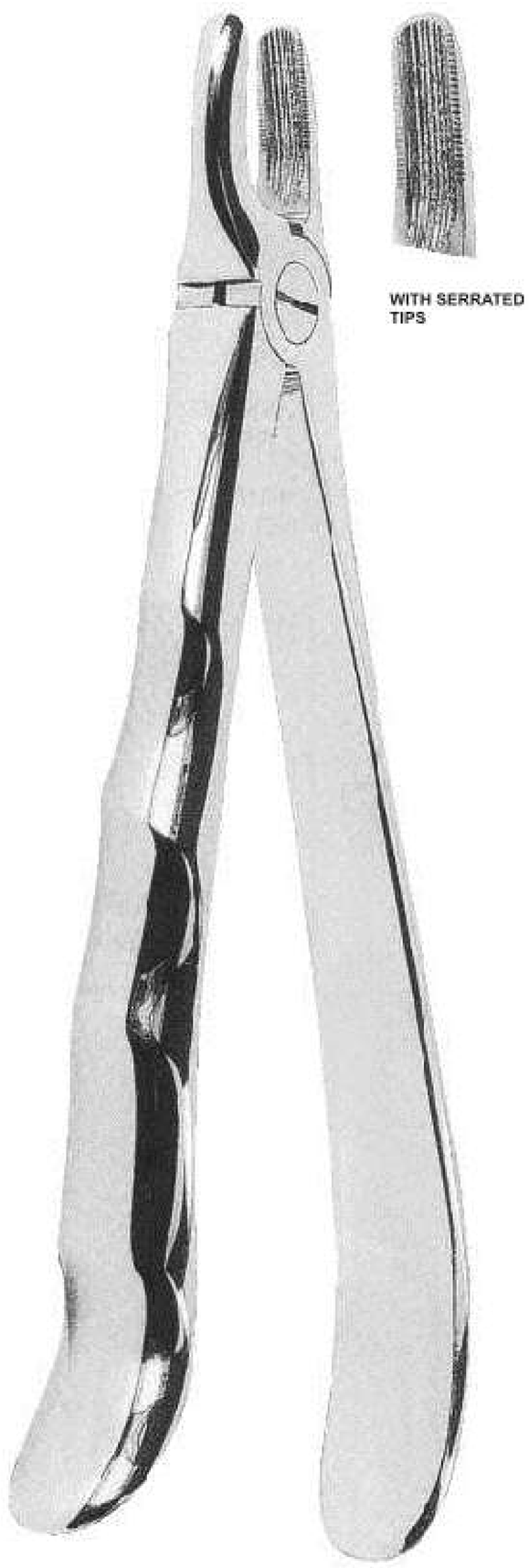


**1093**
Fig 1
Upper incisors
and canines

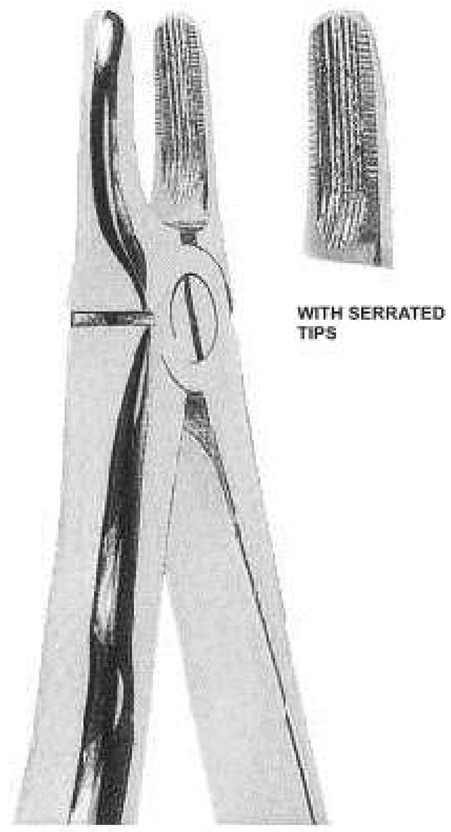


**1094**
Fig 2
Upper incisors
and canines

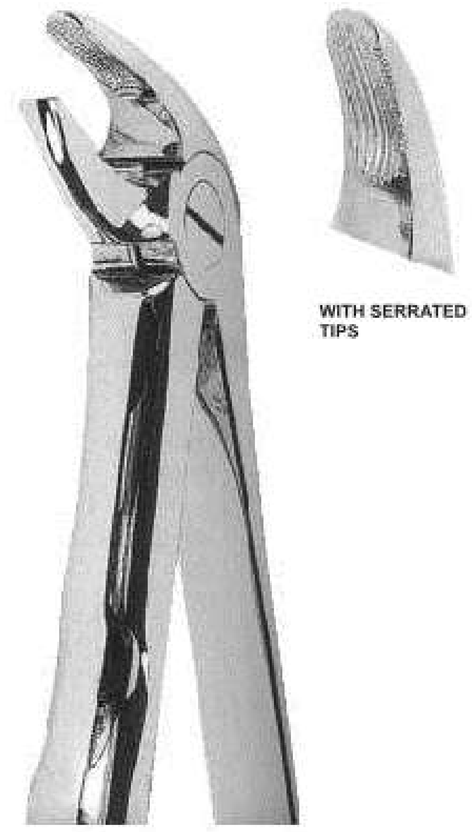


**1095**
Fig 4
Lower incisors
and canines

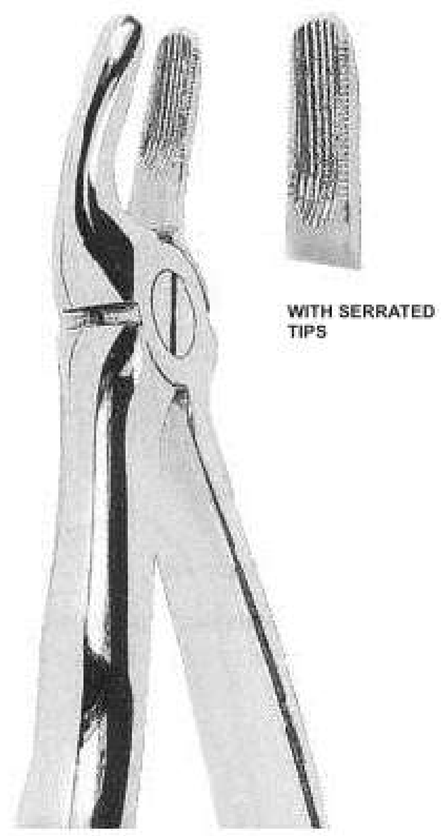


**1096**
Fig 7
Upper premolars

**1097**
Fig 13
Lower premolars

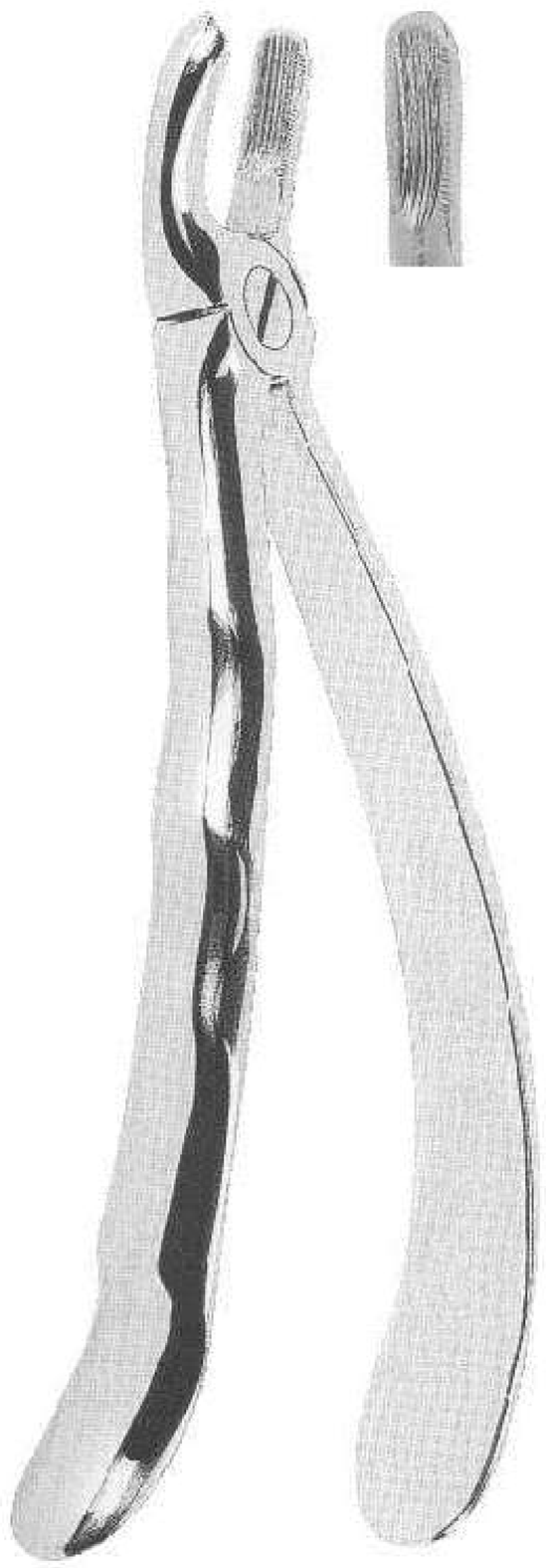

**1098**
Fig 17
Upper molars, right

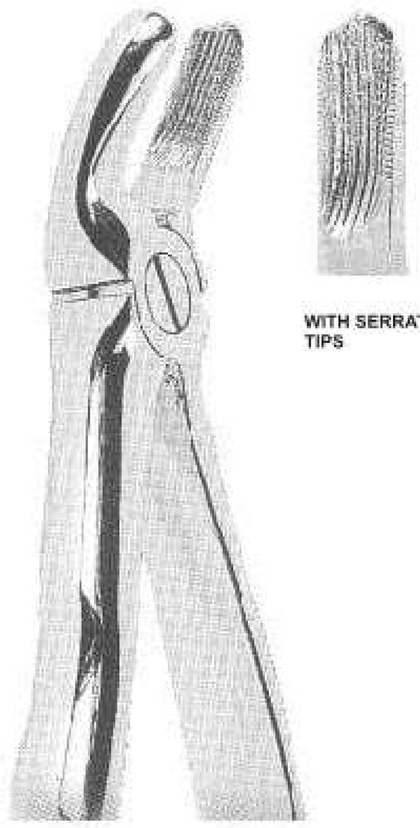


**1099**
Fig 18
Upper molars, left

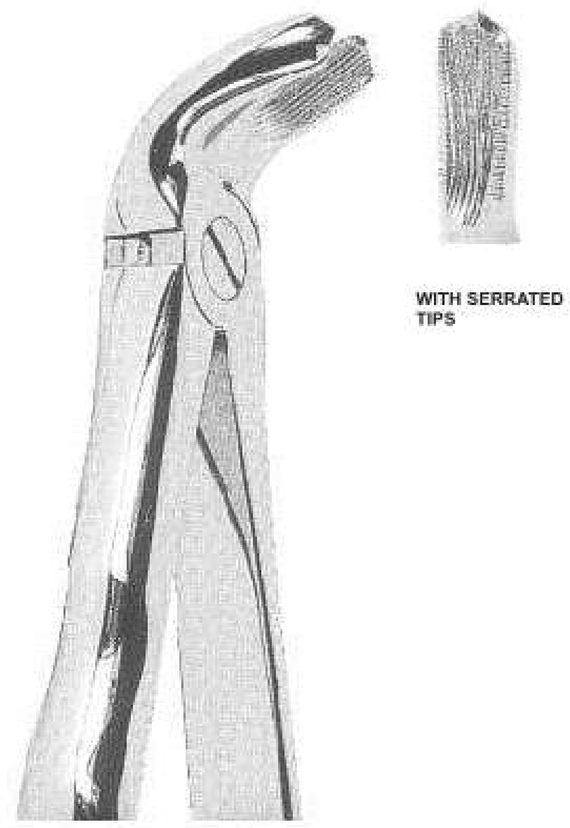


**1100**
Fig 21
Lower molars

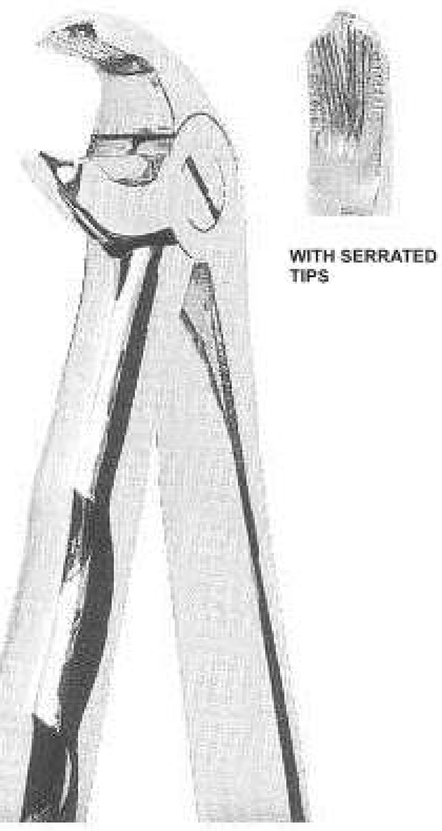


**1101**
Fig 22
Lower molars

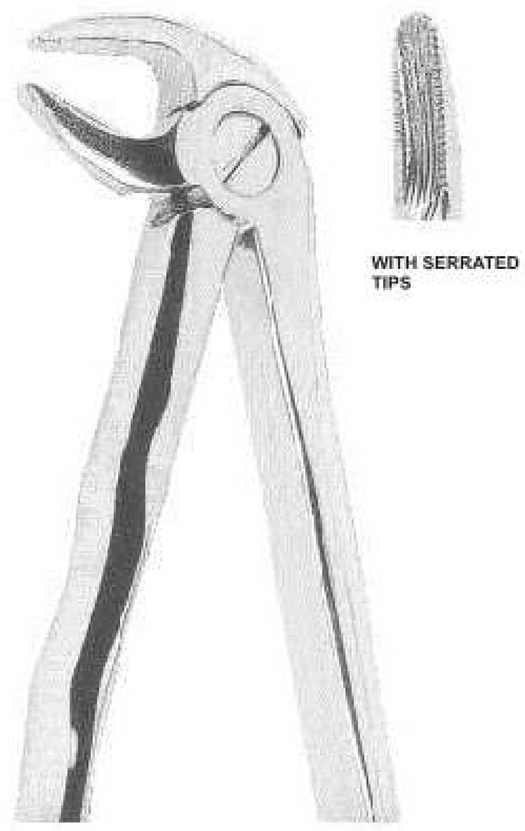


**1102**
Fig 33
Lower roots

# Extracting Forceps With Anatomically Shaped Handle

**1110**
Fig 89
Upper molars, right

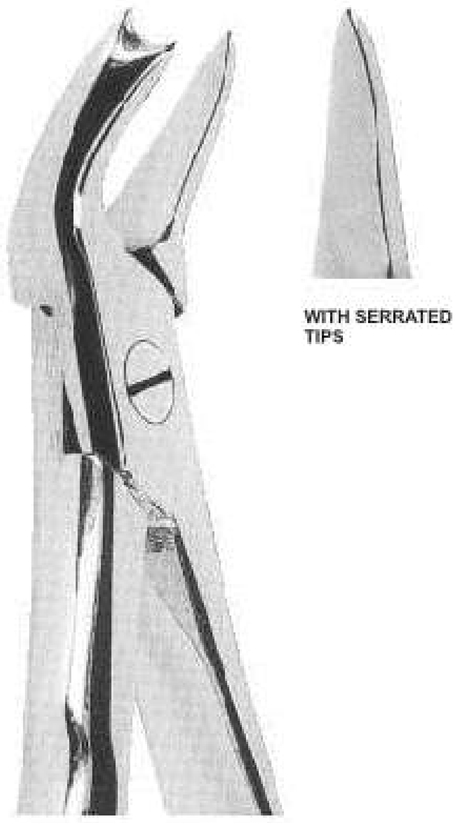


**1111**
Fig 90
Upper molars, left

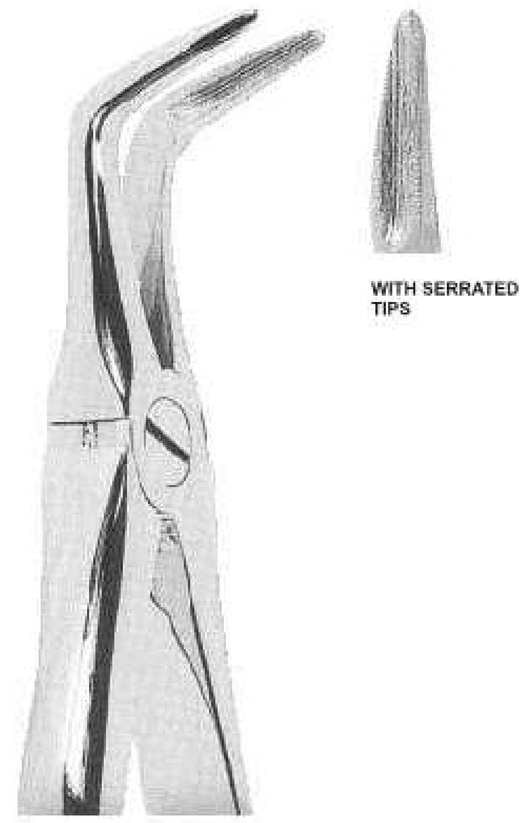


**1112**
Fig 145
Lower roots

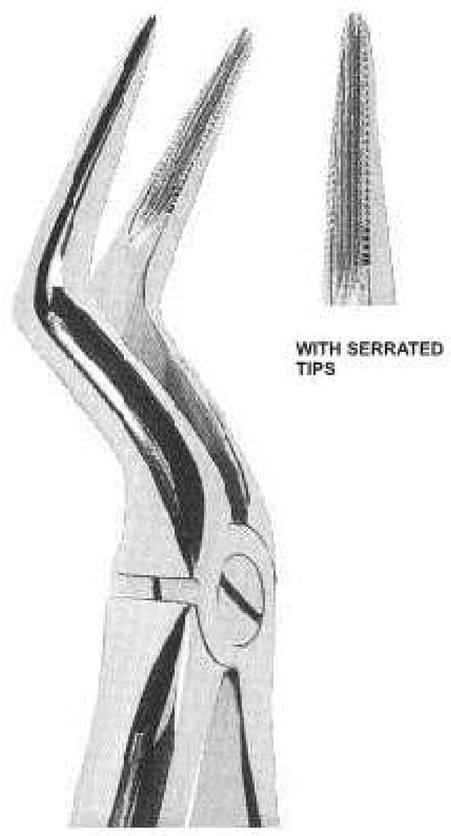


**1113**
Fig 151 ½
Upper roots

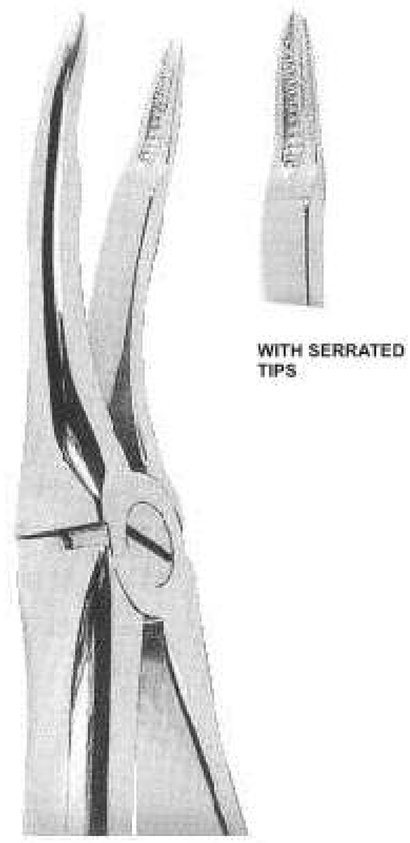


**1114**
Fig 349
Upper roots

# Extracting Forceps With Anatomically Shaped Handle

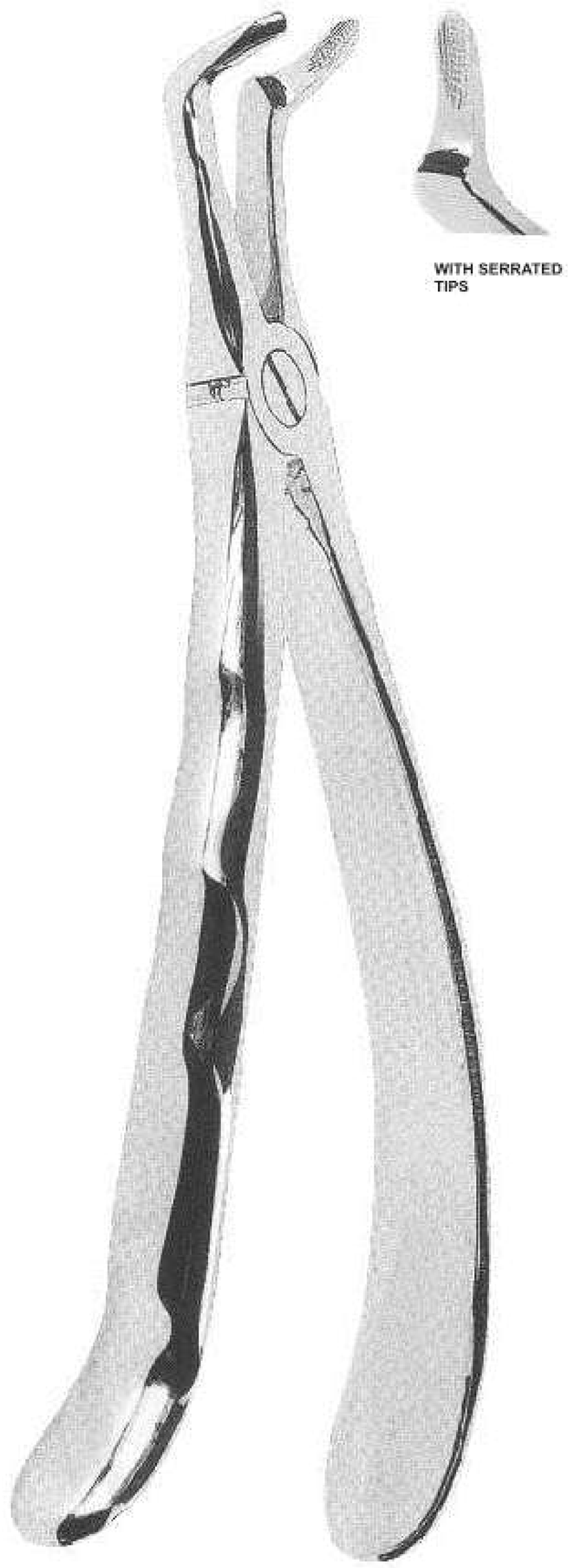


**1103**
Fig 45
Lower roots

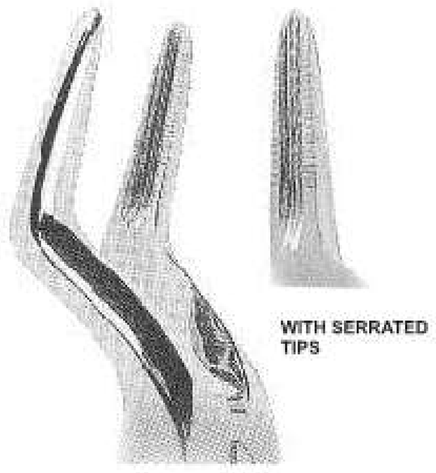


**1104**
Fig 51 A
Upper roots




**1105**
Fig 67 A
Upper third molars

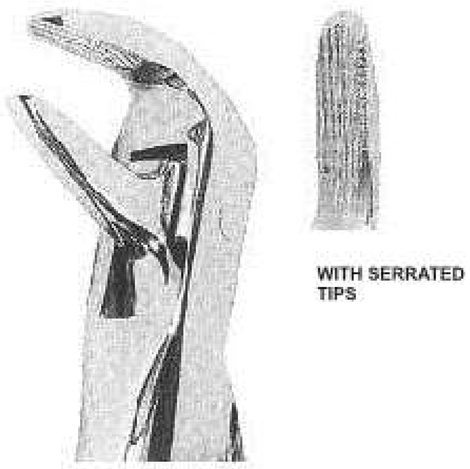


**1106**
Fig 74
Lower roots

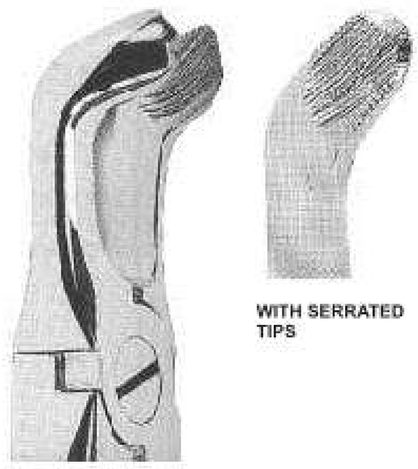


**1107**
Fig 79
Lower third molars

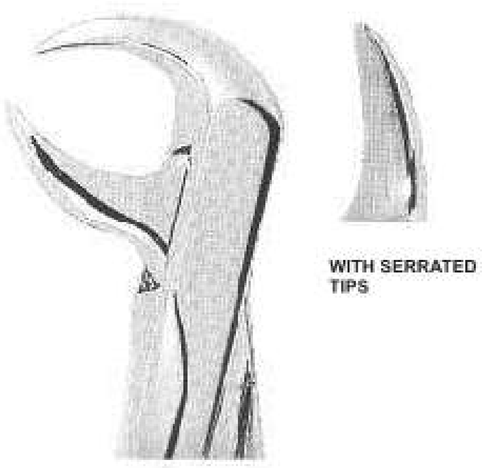


**1108**
Fig 86 C
Lower molars

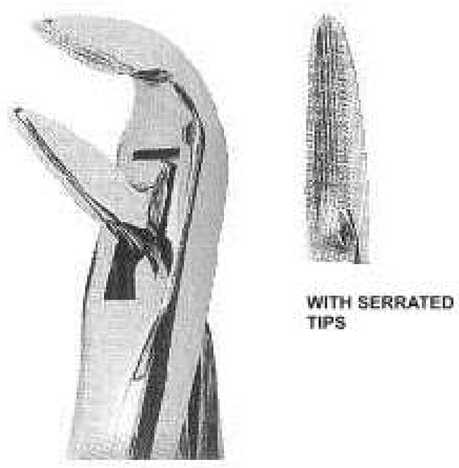


**1109**
Fig 359
Lower roots

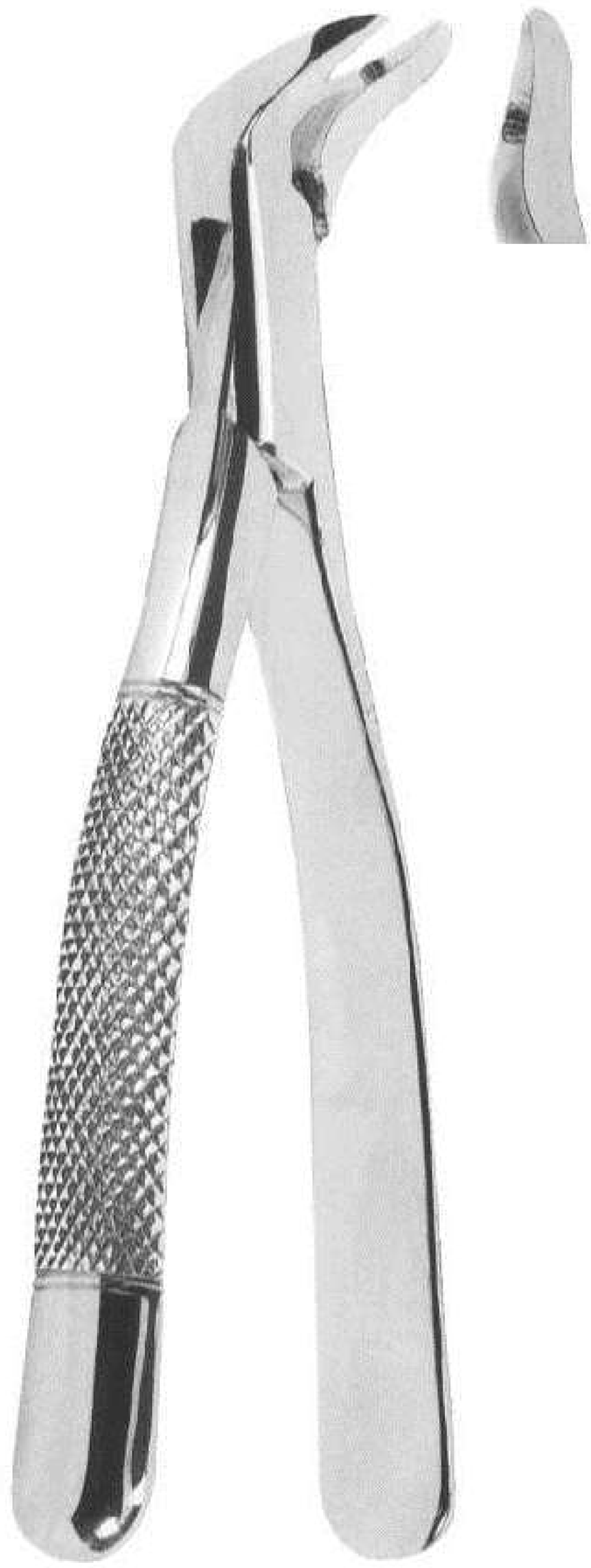

**1115**
Fig 5
Lower third molars



**1116**
Fig 6
Separating forcep

**1117**
Fig 105
Upper molars

**1118**
Fig 16
Lower molars

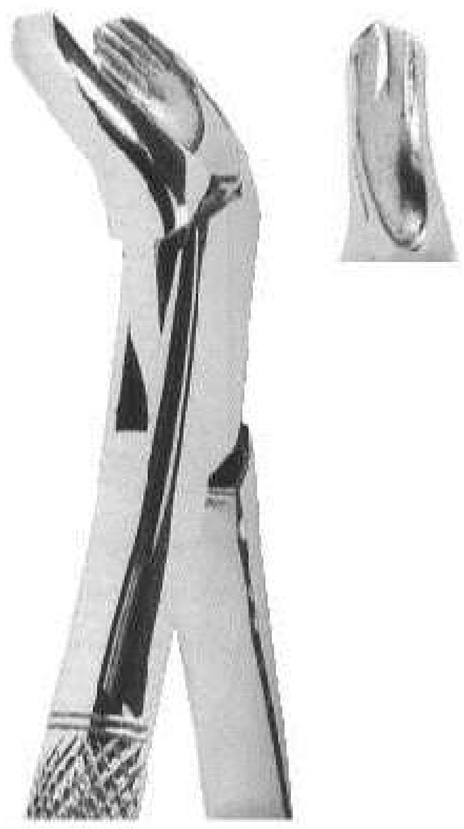

**1119**
Fig 17
Lower molars

**1120**
Fig 18 L
Upper molars, left



**1121**
Fig 18 R
Upper molars, right

**1122**
Fig 23
Lower molars

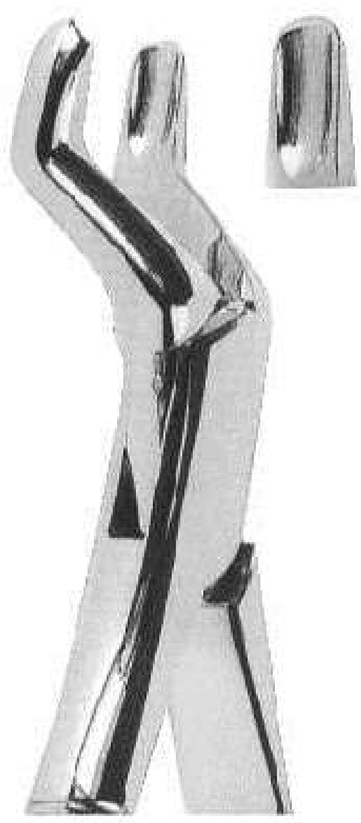

**1123**
Fig 53 R
Upper molars, right

**1124**
Fig 53 L
Upper molars, left

**1125**
Fig 65
Upper incisors and roots

**1126**
Fig 69
Upper and lower roots

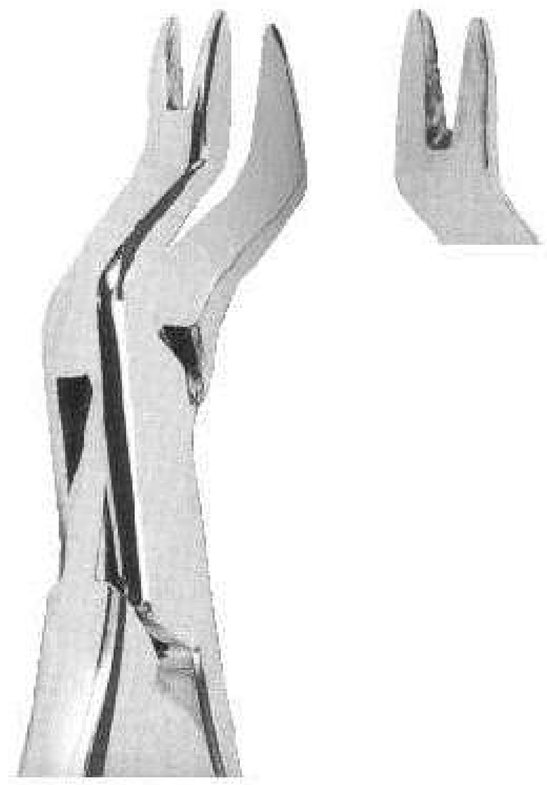

**1127**
Fig 88 R
Upper molars, right

**1128**
Fig 88 L
Upper molars, left

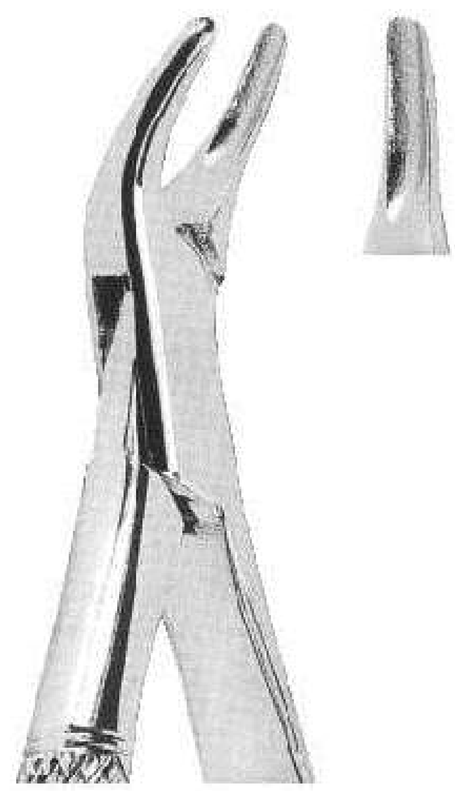

**1129**
Fig 101
Deciduous teeth

**1130**
Fig 150
Upper incisors, premolars, roots

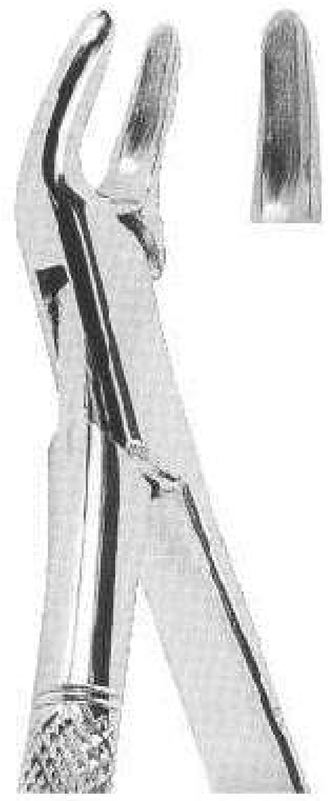

**1131**
Fig 150 S
Upper teeth (for children)



**1132**
Fig 151
Upper incisors, premolars, roots

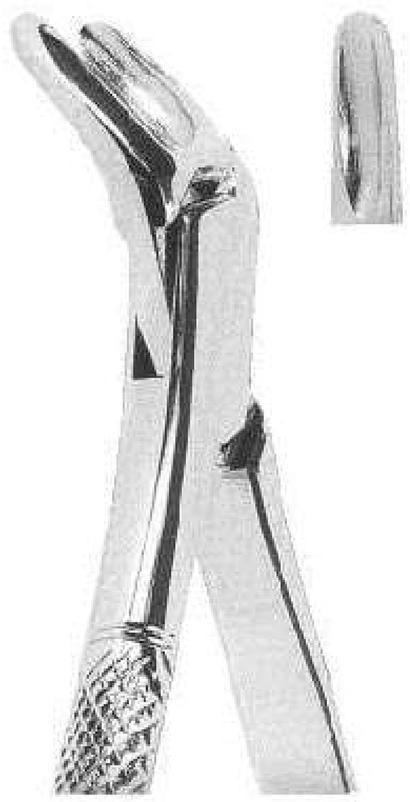

**1133**
Fig 151S
Lower teeth (for children)



**1134**
Fig 222
Lower third molars

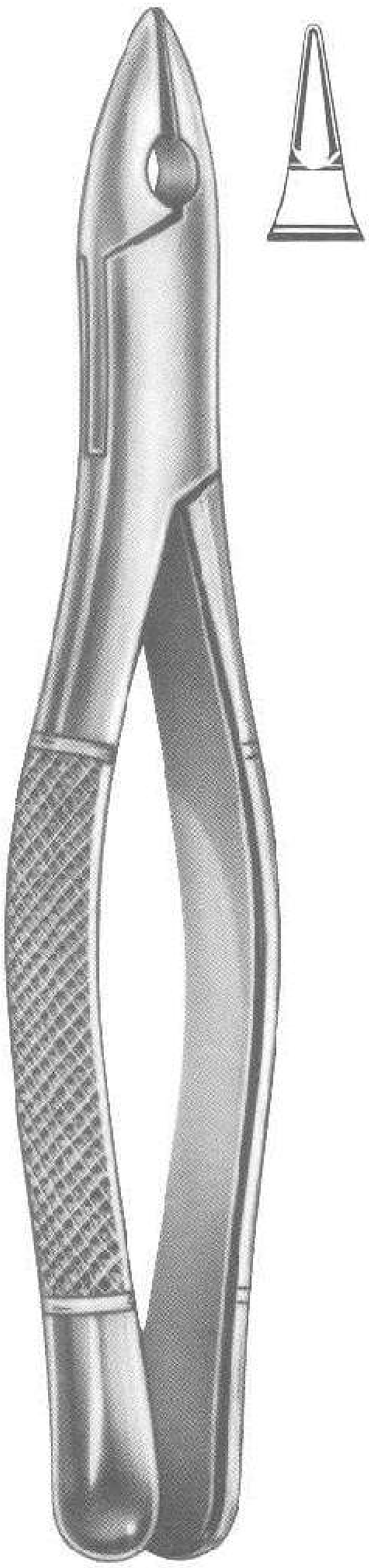

**1135**
Fig 1
upper incisors and bicuspids

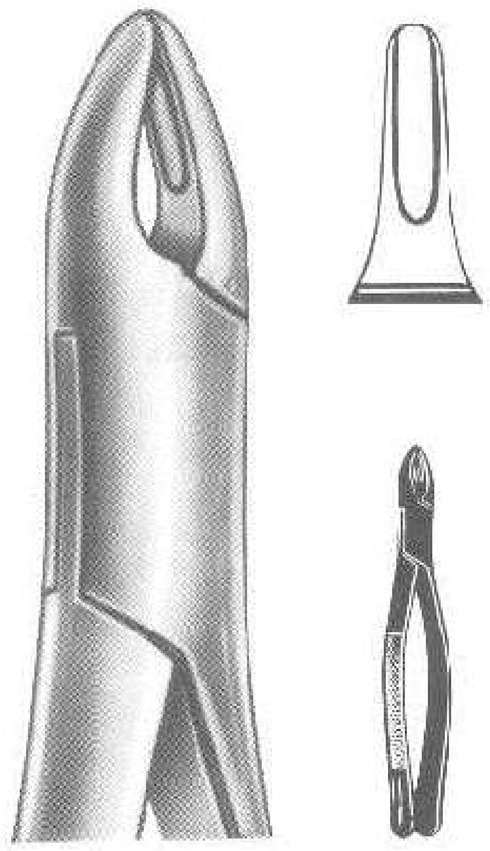

**1136**
Fig 1 B
upper roots, anterior

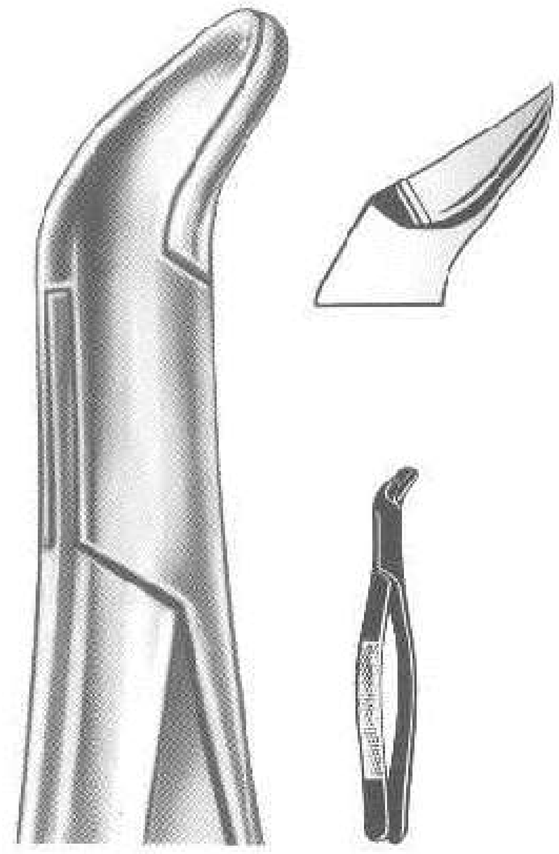

**Physick**
**1137**
Fig 5
lower wisdoms

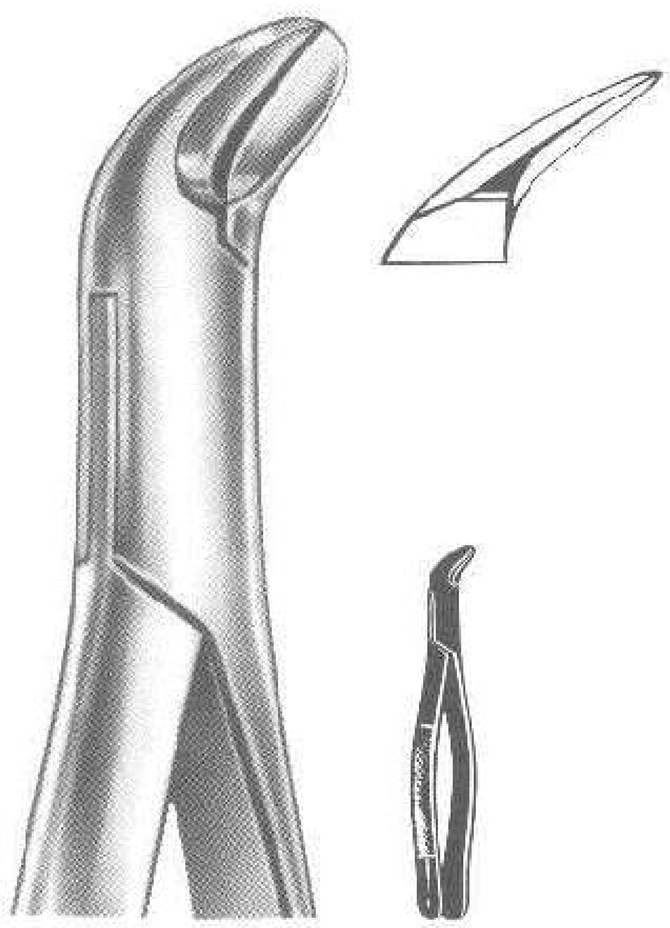

**1138**
Fig 6
lower molars, splitting forceps

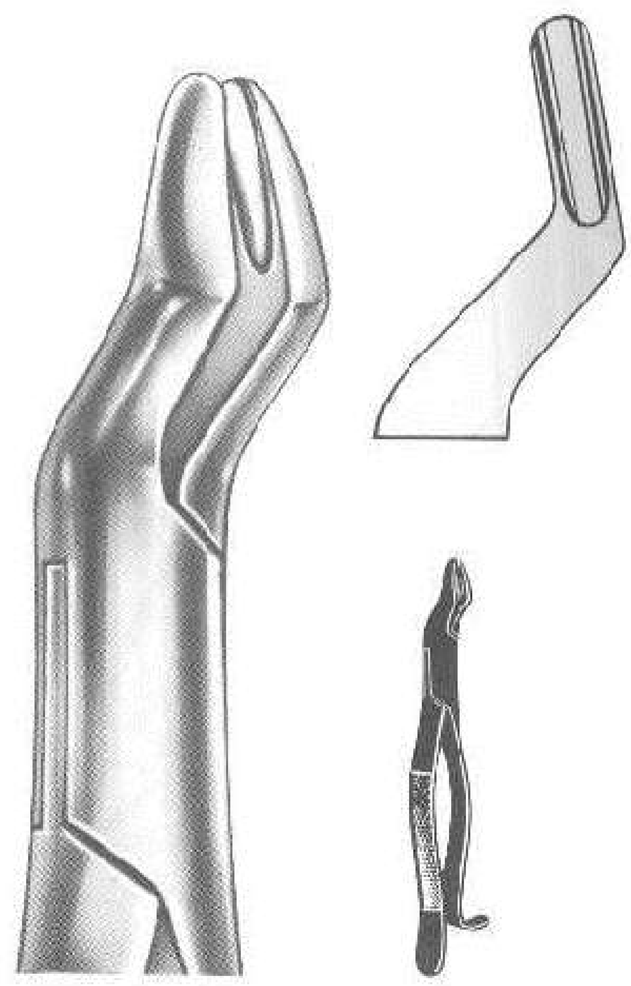

**1139**
Fig 10 H
upper molars

# Extracting Forceps For Children - English Pattern

**1140**
Fig 135
Lower premolars

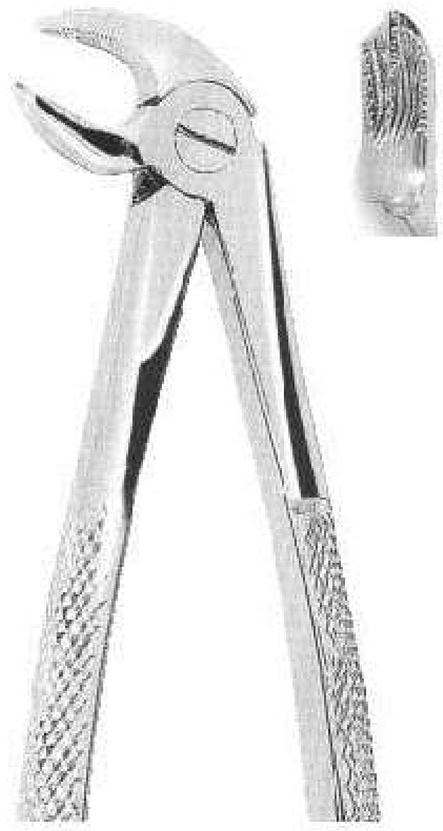

**1141**
Fig 225
Lower molars

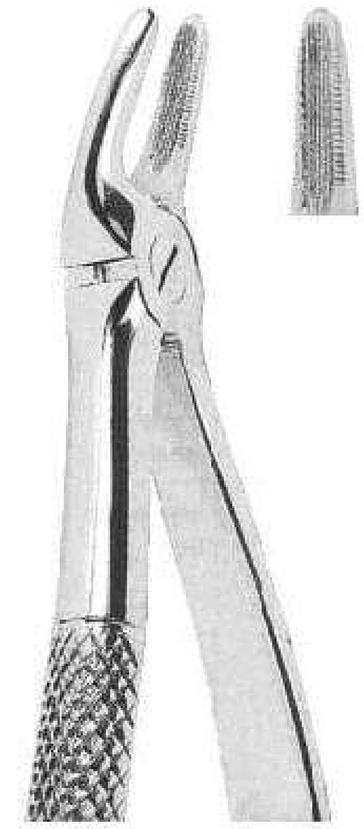

**1142**
Fig 305
Upper incisors
and roots

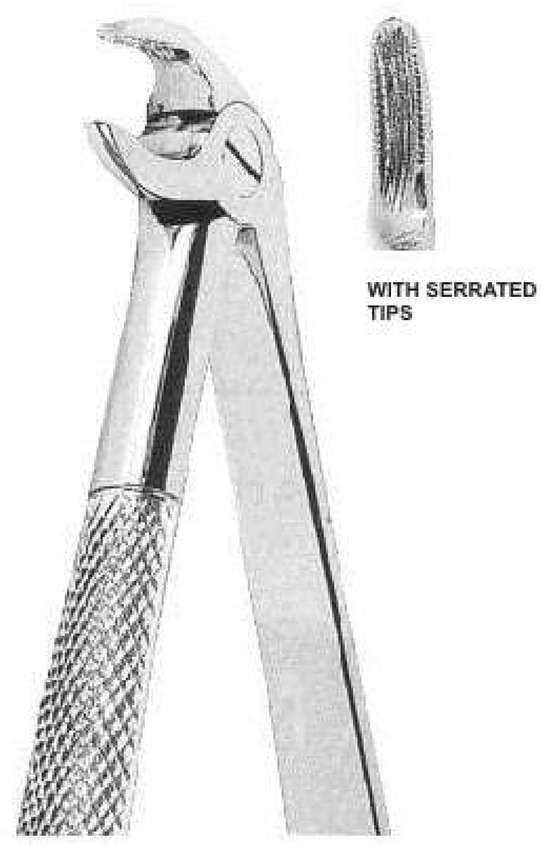


**1143**
Fig 33 S
Lower roots

**1144**
Fig 38
Lower incisors
and canines

# Extracting Forceps For Children - Klein Pattern

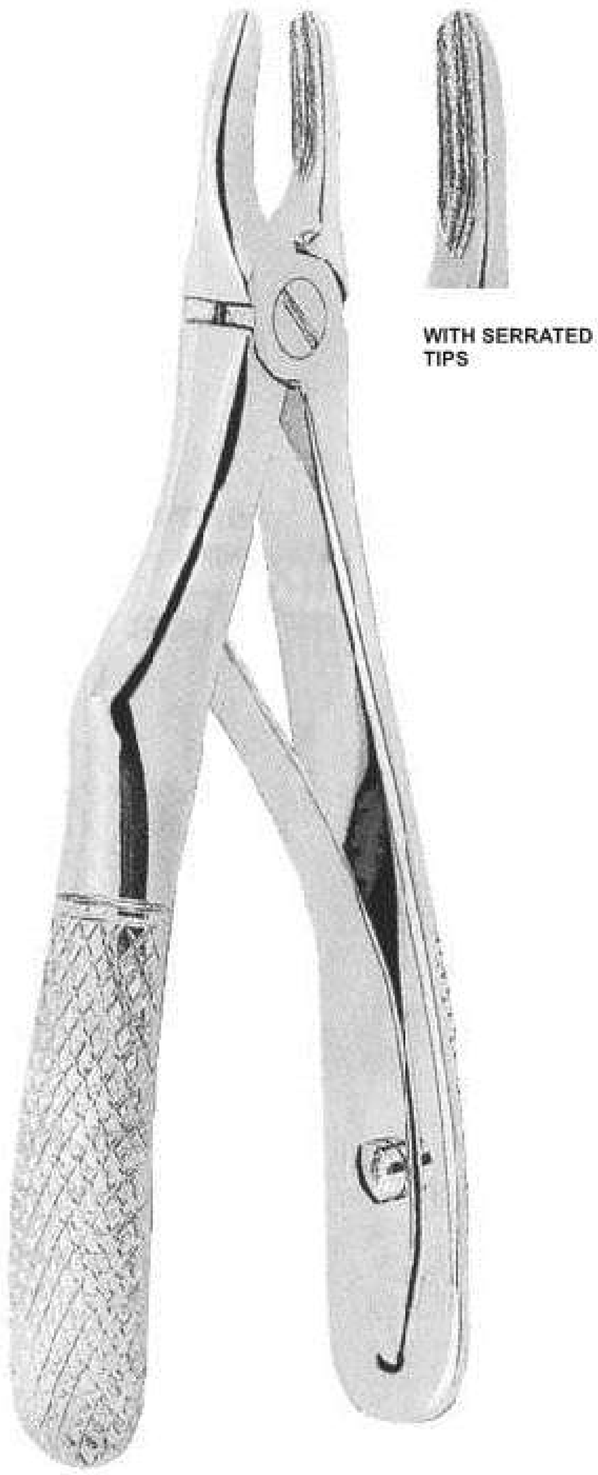


**1145**
Fig 1
Upper incisors

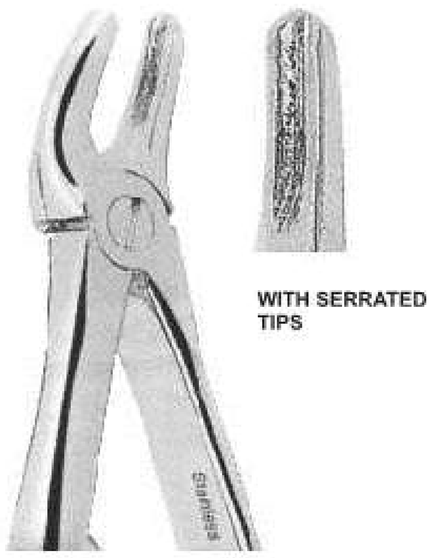


**1146**
Fig 2
Upper permolars

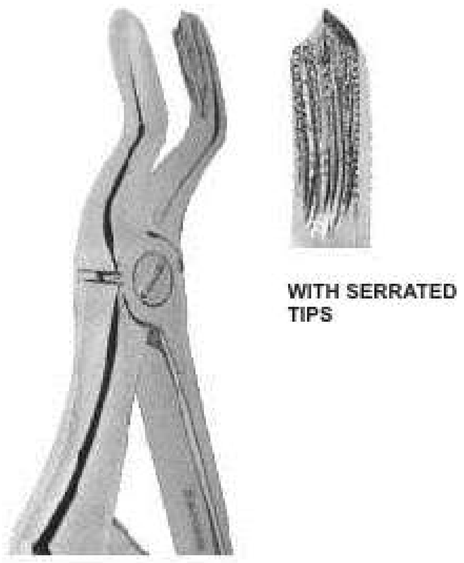


**1147**
Fig 3
Upper molars

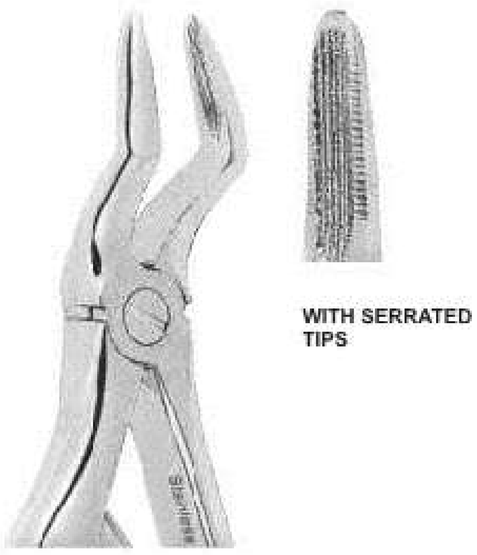


**1148**
Fig 4
Upper roots




**1149**
Fig 5
Lower incisors

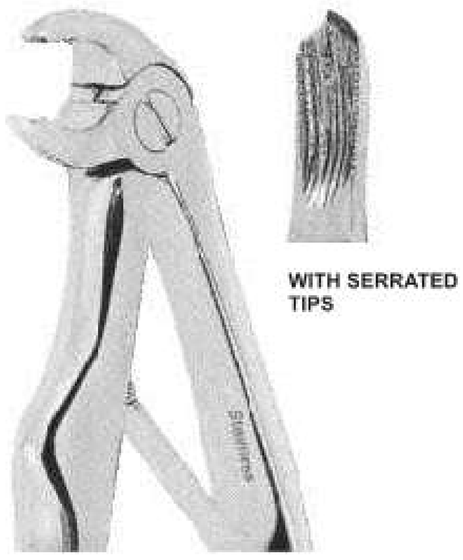


**1150**
Fig 6
Lower molars

**1151**
Fig 7
Lower roots

# Root Splinter Extracting Forceps

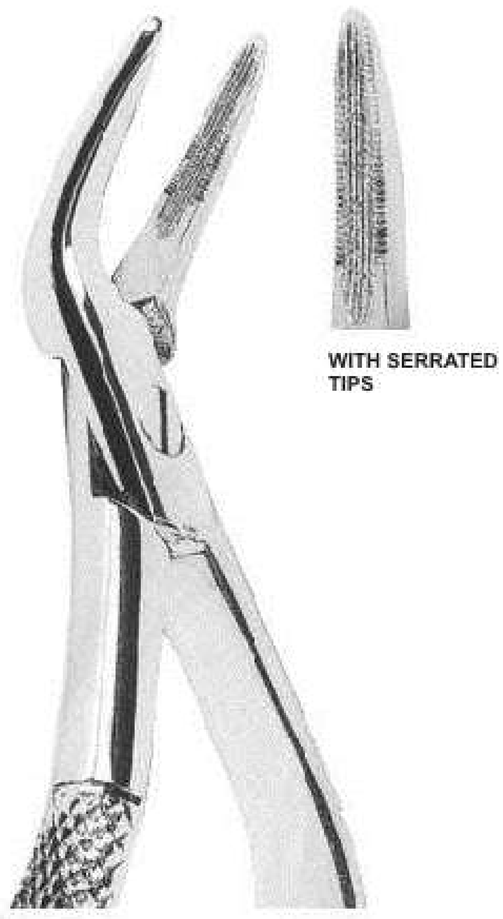


**1153**
Fig 2
Upper roots



**1154**
Fig 1
Roots fragments

**1152**
Fig 1
Lower roots

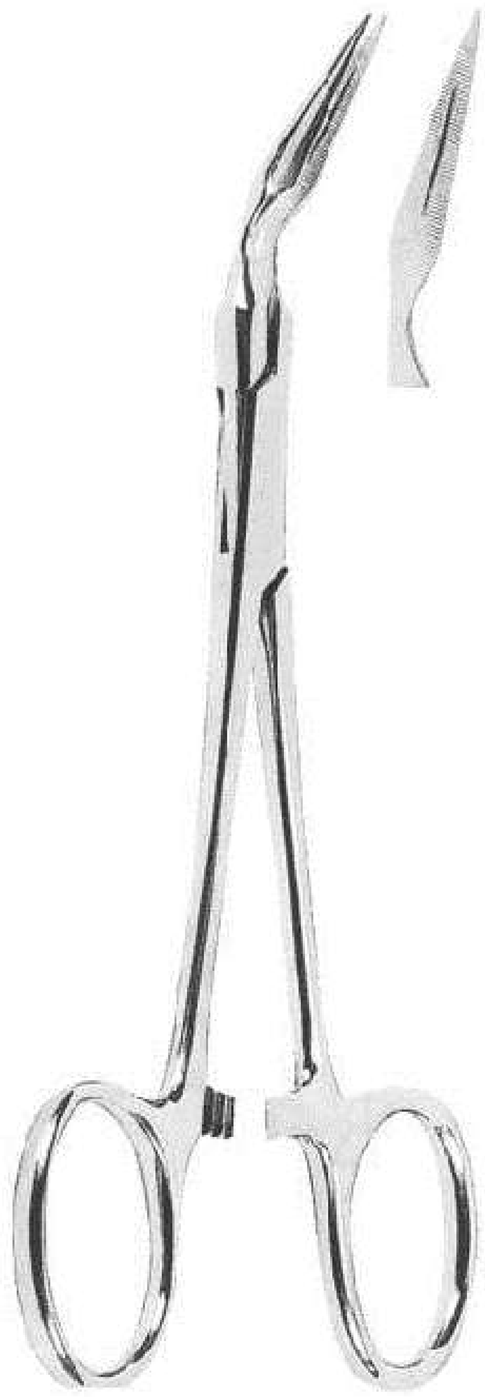

**1155**
Fig 2
Roots fragments

# Root Elevators

lower jaw, left side

1200

lower jaw, right side

1201

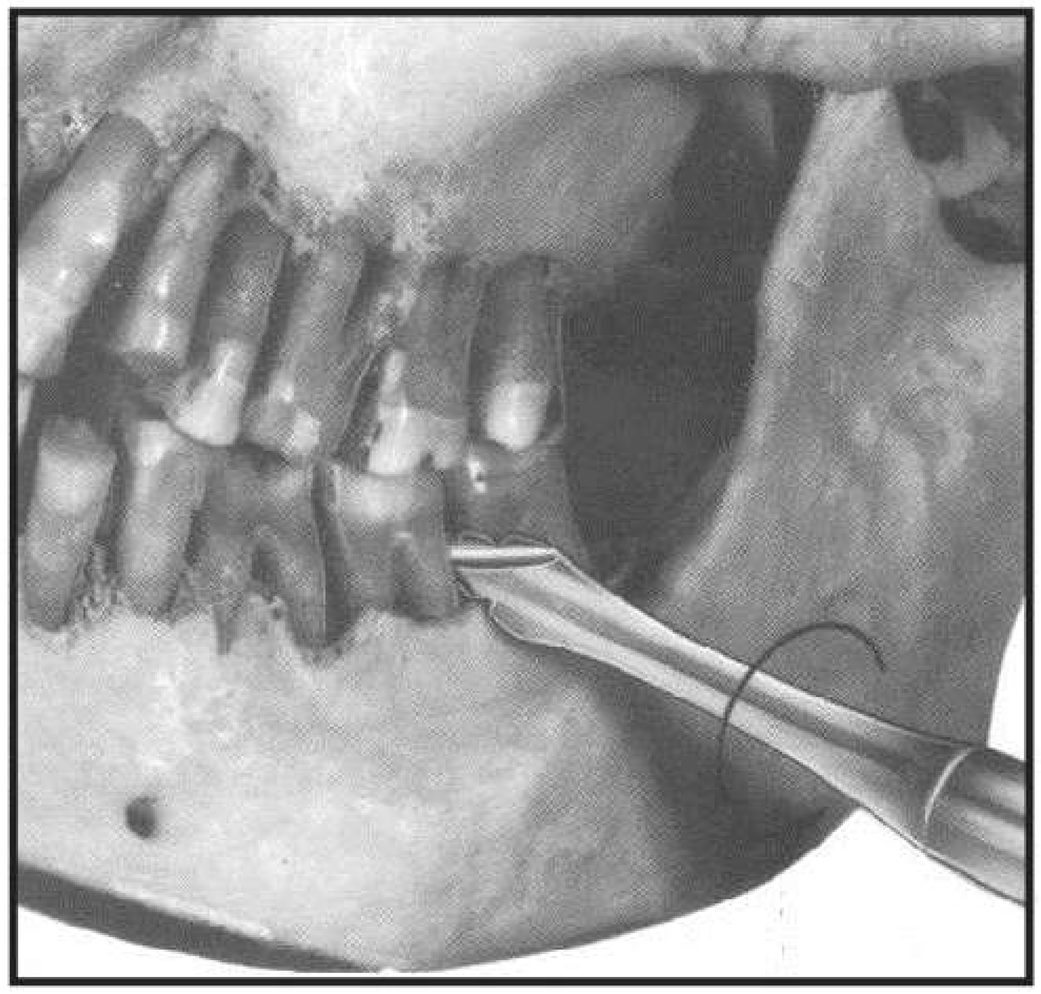

Root elevator, spiral-shaped, for extremely facilitated extraction of the molars in the lower jaw. The slender, conical points allow deep penetration between tooth and gum. Owing to the hook-shaped working parts, slipping of the elevator is avoided.

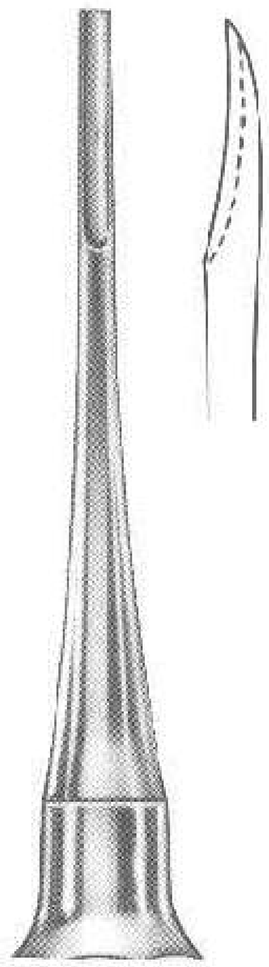

**Bein**
**1202**
Fig 1



**Bein**
**1203**
Fig 2

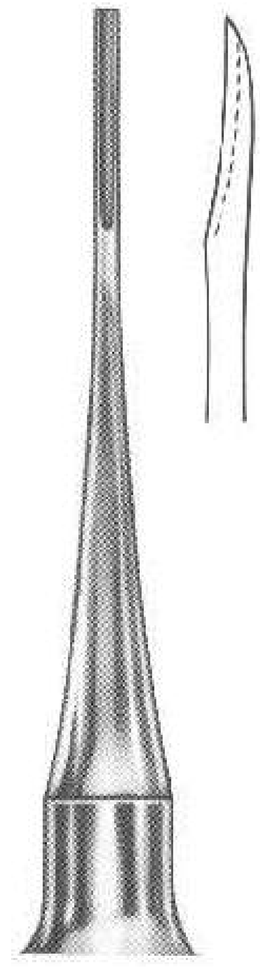

**Bein**
**1204**
Fig 0

**Bein**
**1205**
Fig 3

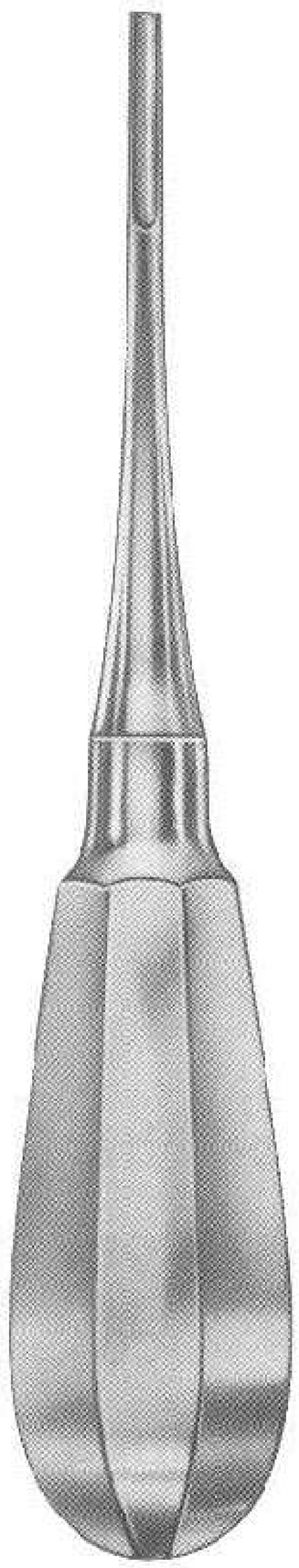

Bein



**Bein**
**1206**
Fig 4



**Bein**
**1207**
Fig 5



**Bein**
**1208**
Fig 6

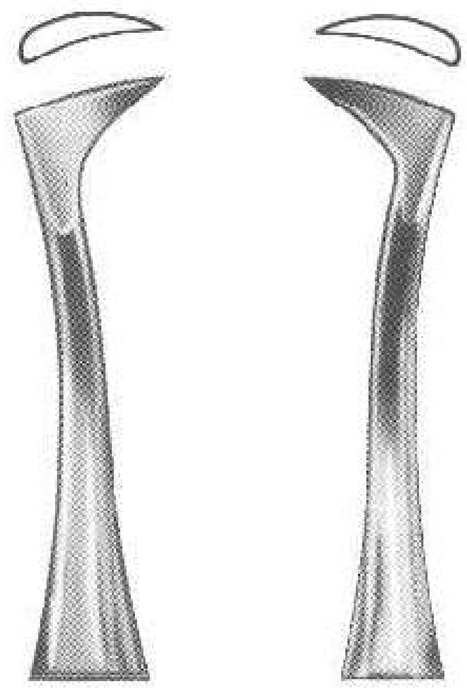

**Seldin**
**1209**
Fig 1L



**Seldin**
**1210**
Fig 1R

**Seldin**
**1211**
Fig 2

**Seldin**
**1212**
Fig 3



**Seldin**
**1213**
Fig 4L

**Seldin**
**1214**
Fig 4R



**Seldin**

**Cryer 1215**
Fig 3

**Cryer 1216**
Fig 4



**Cryer 1217**
Fig 12

**Cryer 1218**
Fig 27



**Cryer 1219**
Fig 28

**Cryer 1220**
Fig 27 S



**Cryer 1221**
Fig 28 S

**Apical**



**Apical**
**1222**
Fig 1



**Apical**
**1223**
Fig 2

**Apical**
**1224**
Fig 3

**Apical**
**1225**
Fig 4

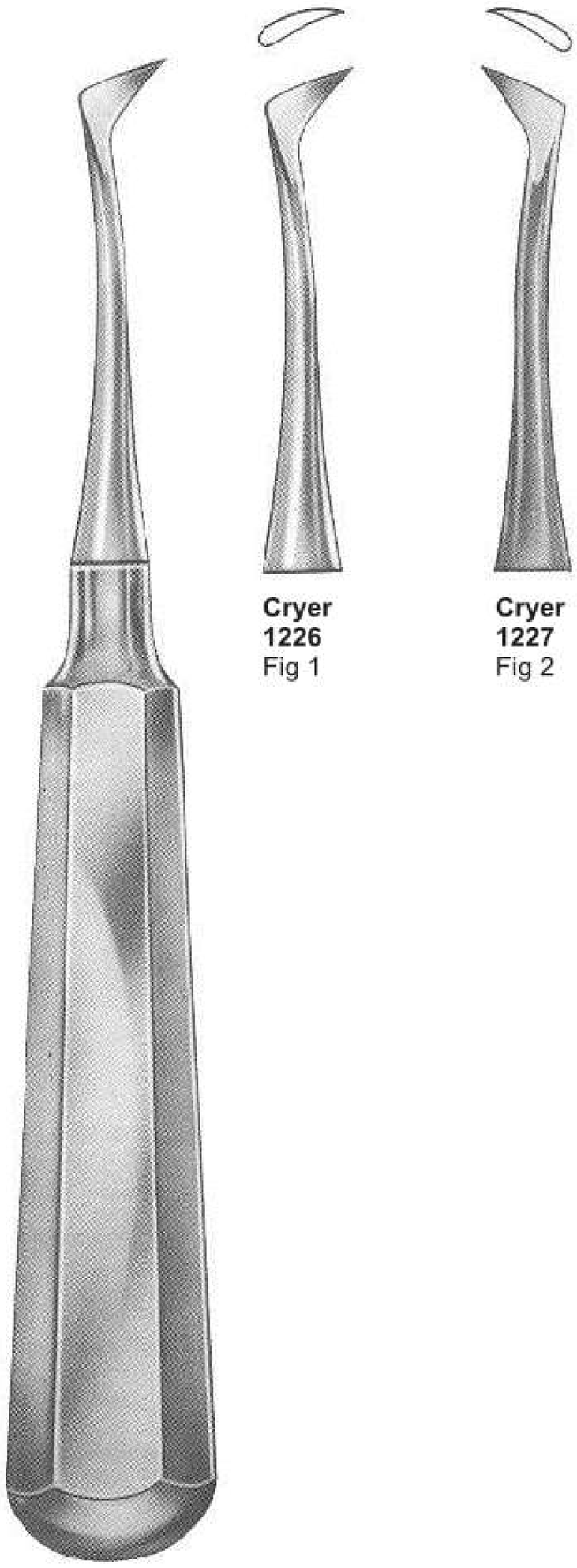

**Cryer**
**1226**
Fig 1

**Cryer**
**1227**
Fig 2

**Cryer**

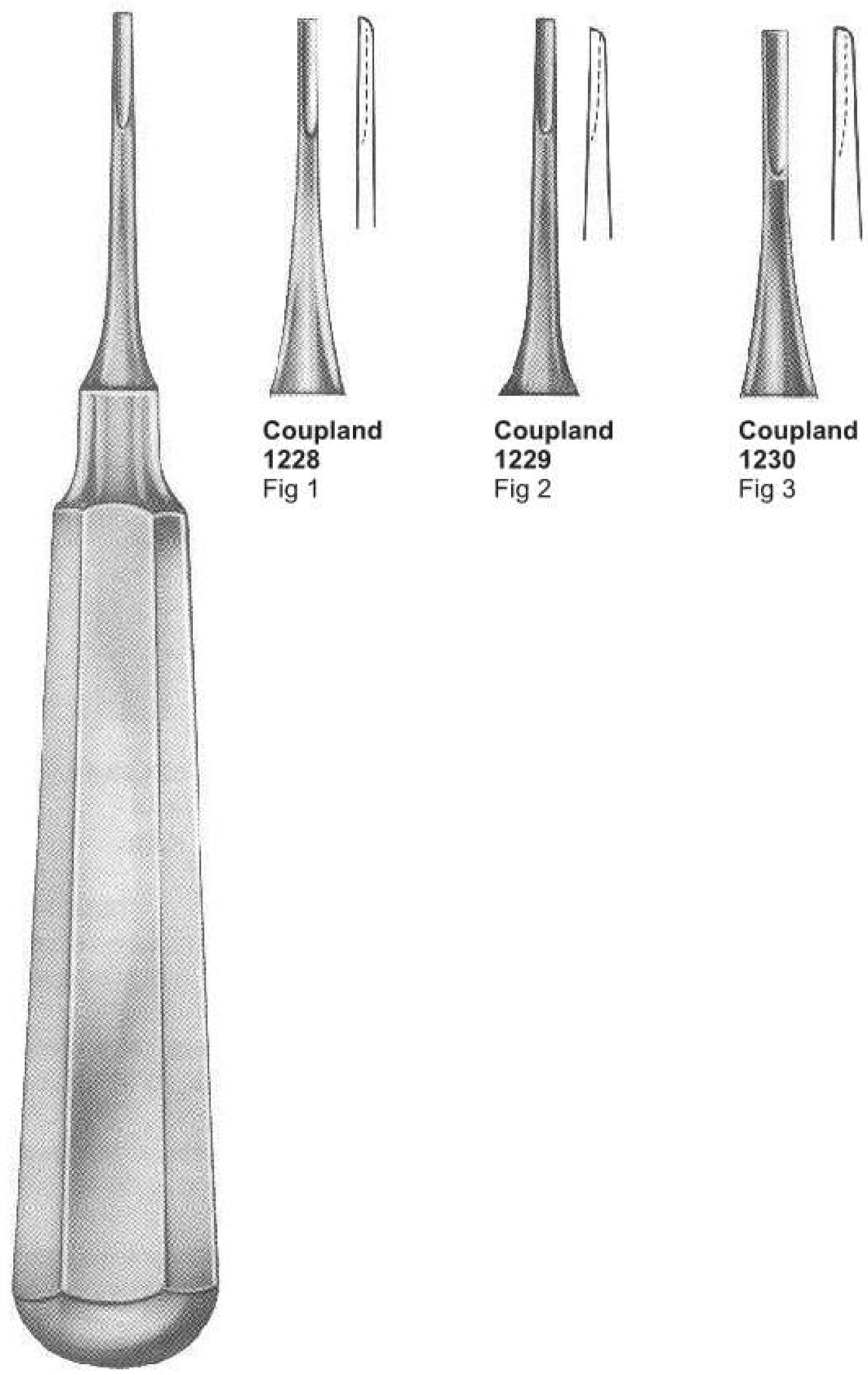

**Coupland**
**1228**
Fig 1

**Coupland**
**1229**
Fig 2

**Coupland**
**1230**
Fig 3

**Coupland**

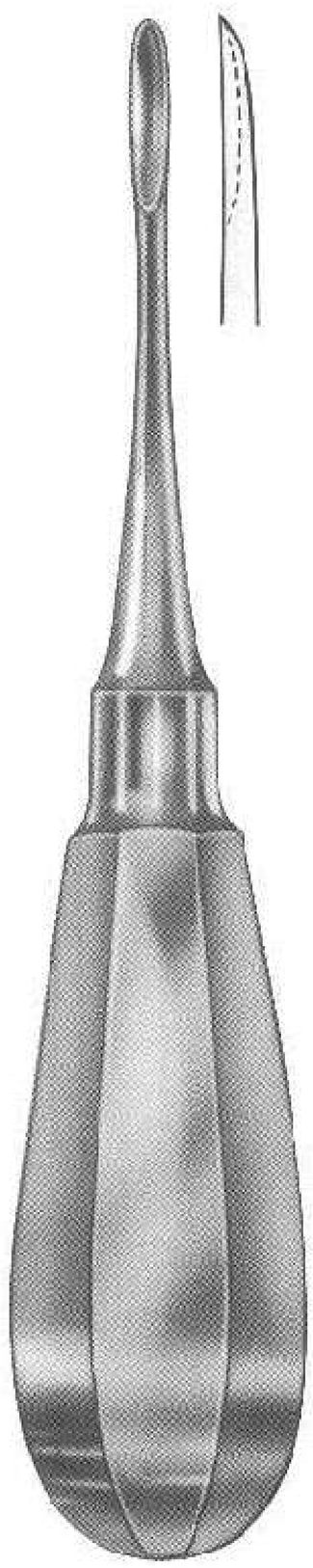

**1231**
Fig 1

**1232**
Fig 2



**1233**
Fig 3

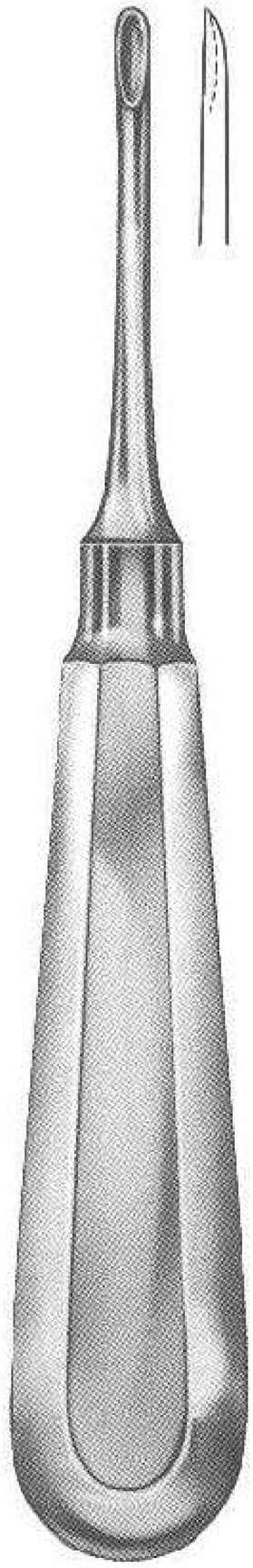

**Flohr**
**1234**
Fig 1

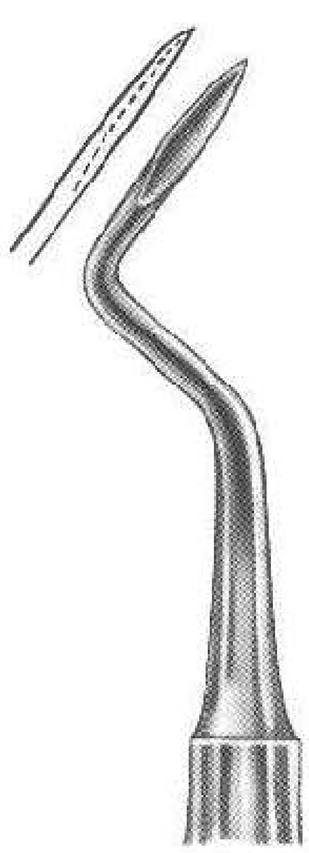

**Flohr**
**1235**
Fig 2

**Flohr**
**1236**
Fig 3

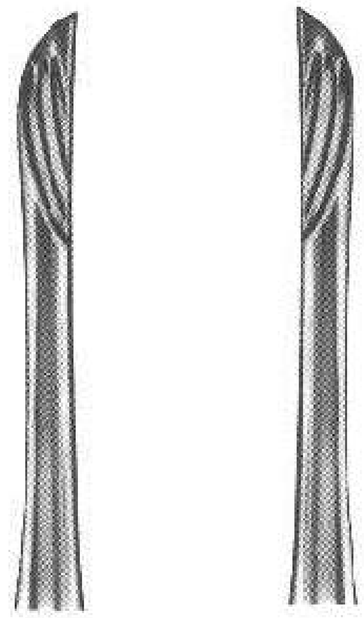

**Kopp**
**1237**
Fig 1



**Kopp**
**1238**
Fig 2

**Kopp**
**1243**
Fig 1

**Kopp**
**1244**
Fig 2



**Kopp**

**Kopp**
**1239**
Fig 3

**Kopp**
**1240**
Fig 4

**Kopp**
**1241**
Fig 5

**Kopp**
**1242**
Fig 6

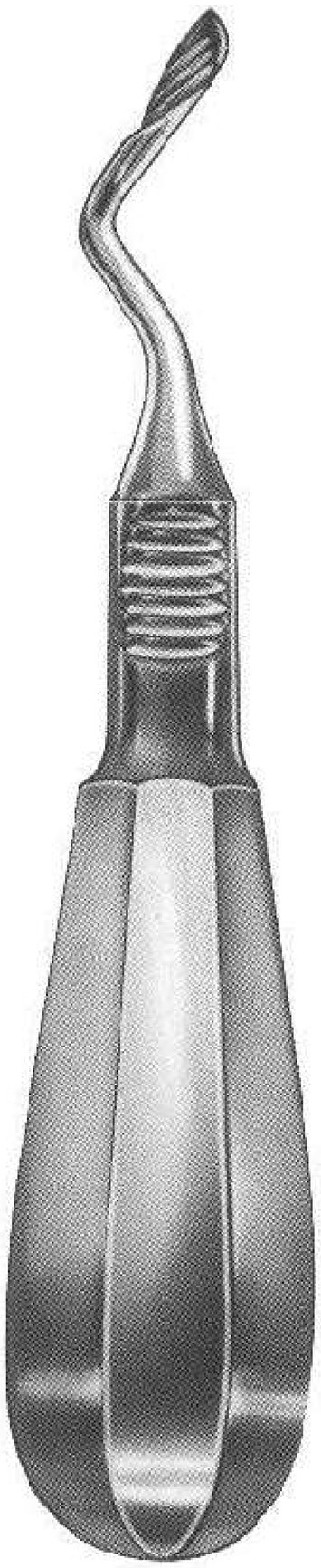

**Kopp**

**Kopp**
**1245**
Fig 3

**Kopp**
**1246**
Fig 4



**Hylin**
**1247**
Fig 1

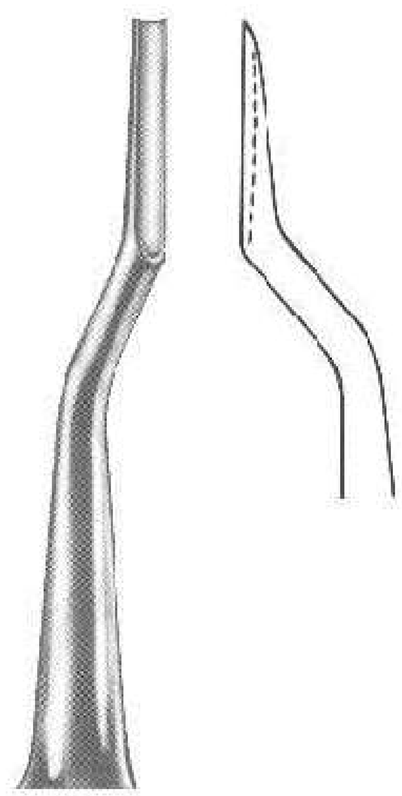

**Bein**
**1249**
Fig 1

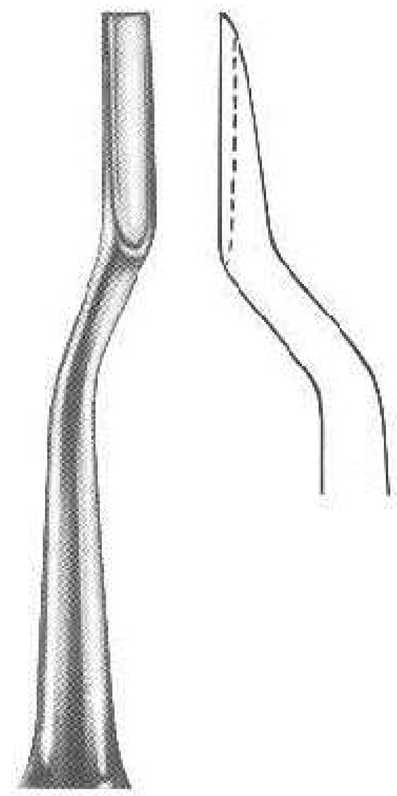

**Bein**
**1250**
Fig 2

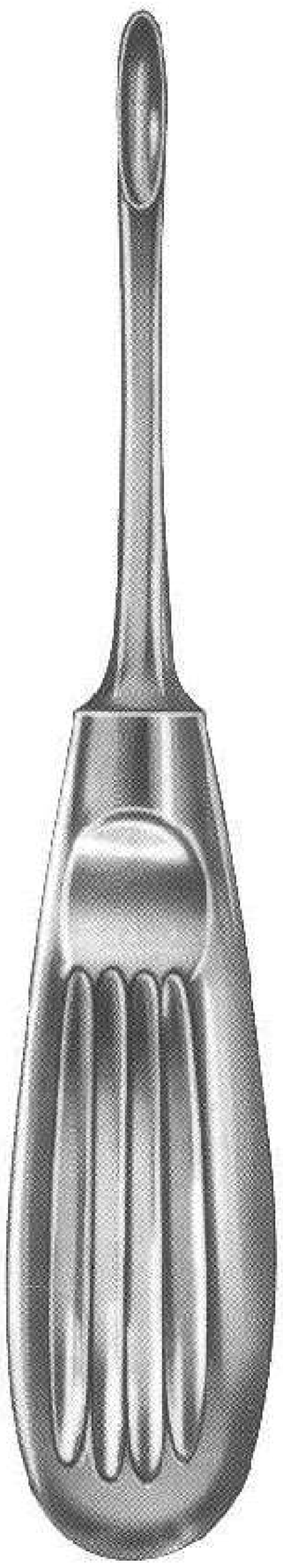

**Hylin**



**Hylin**
**1248**
Fig 2

**Bein**

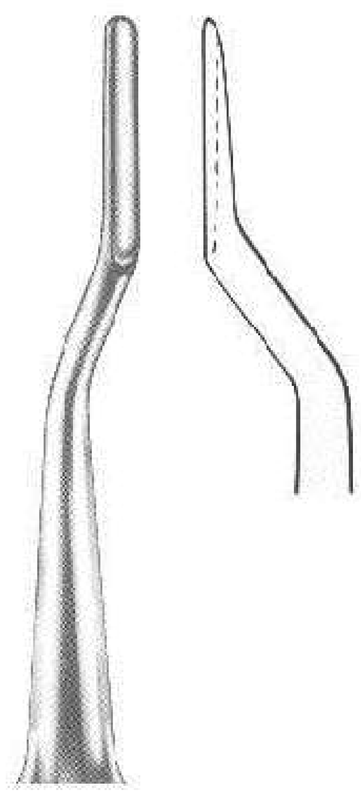

**Bein**
**1251**
Fig 3

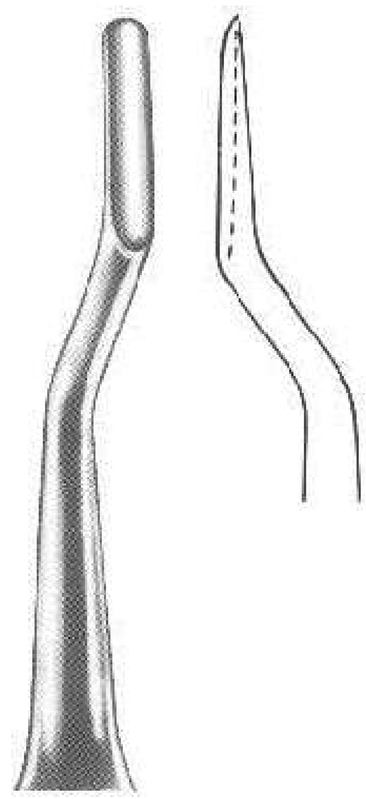

**Bein**
**1252**
Fig 4

# Root Elevators



**Warwick-James**
**1253**
Fig 1



**Warwick-James**
**1254**
Fig 2



**Warwick-James**
**1255**
Fig 3

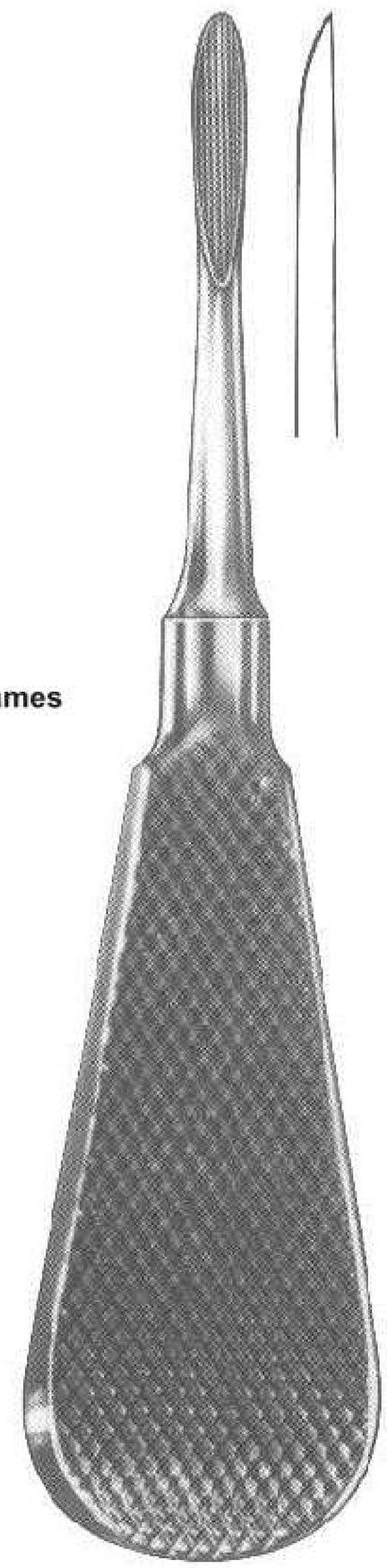

**London Hospital**
**1256**
Fig 1



**London Hospital**
**1257**
Fig 2



**London Hospital**
**1258**
Fig 3

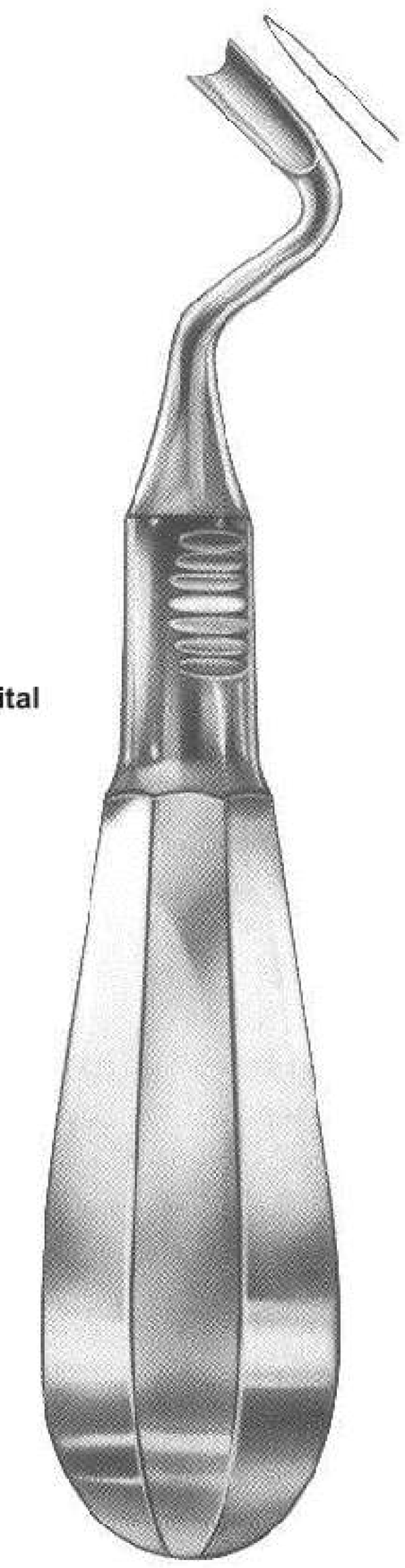

**Ott**
**1259**



**Pott**

**Pott**
**1260**
Fig 1

**Pott**
**1261**
Fig 2

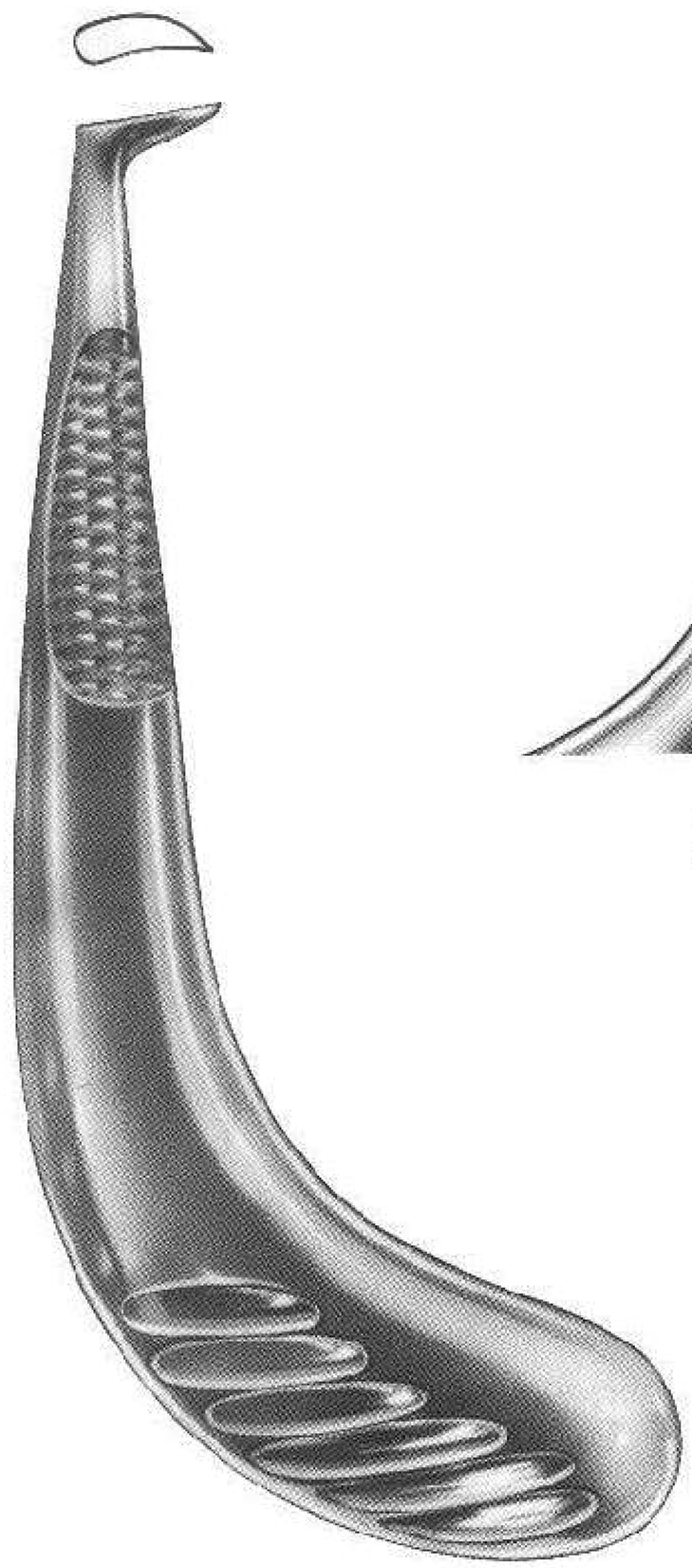

**1262**
Fig 1



**1263**
Fig 2

# Root Elevators

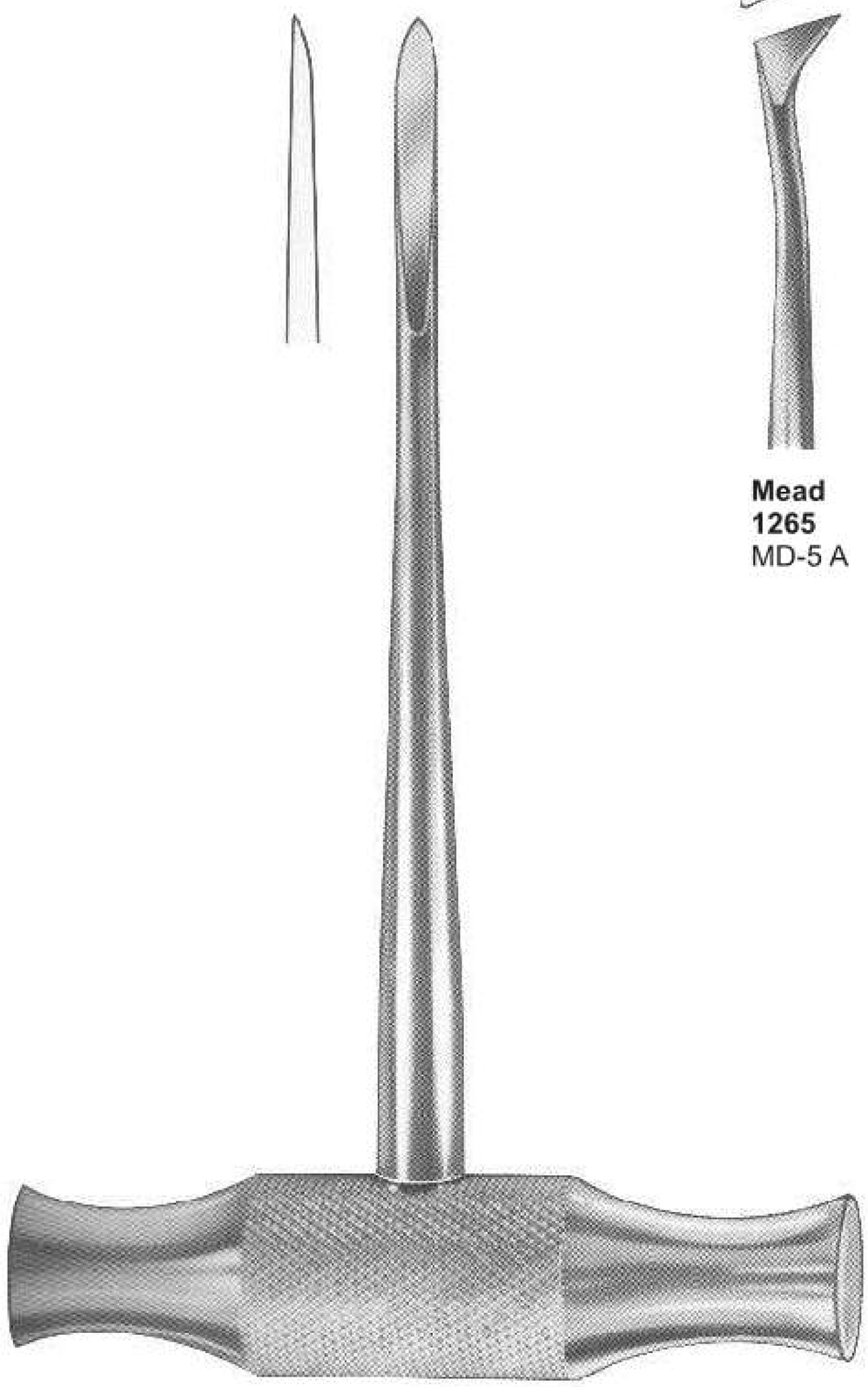

**Mead**
**1264**
MD 1



**Mead**
**1265**
MD-5 A

**Mead**
**1266**
MD-6 A

**Mead**
**1267**
MD-7 A

**Mead**
**1268**
MD-8

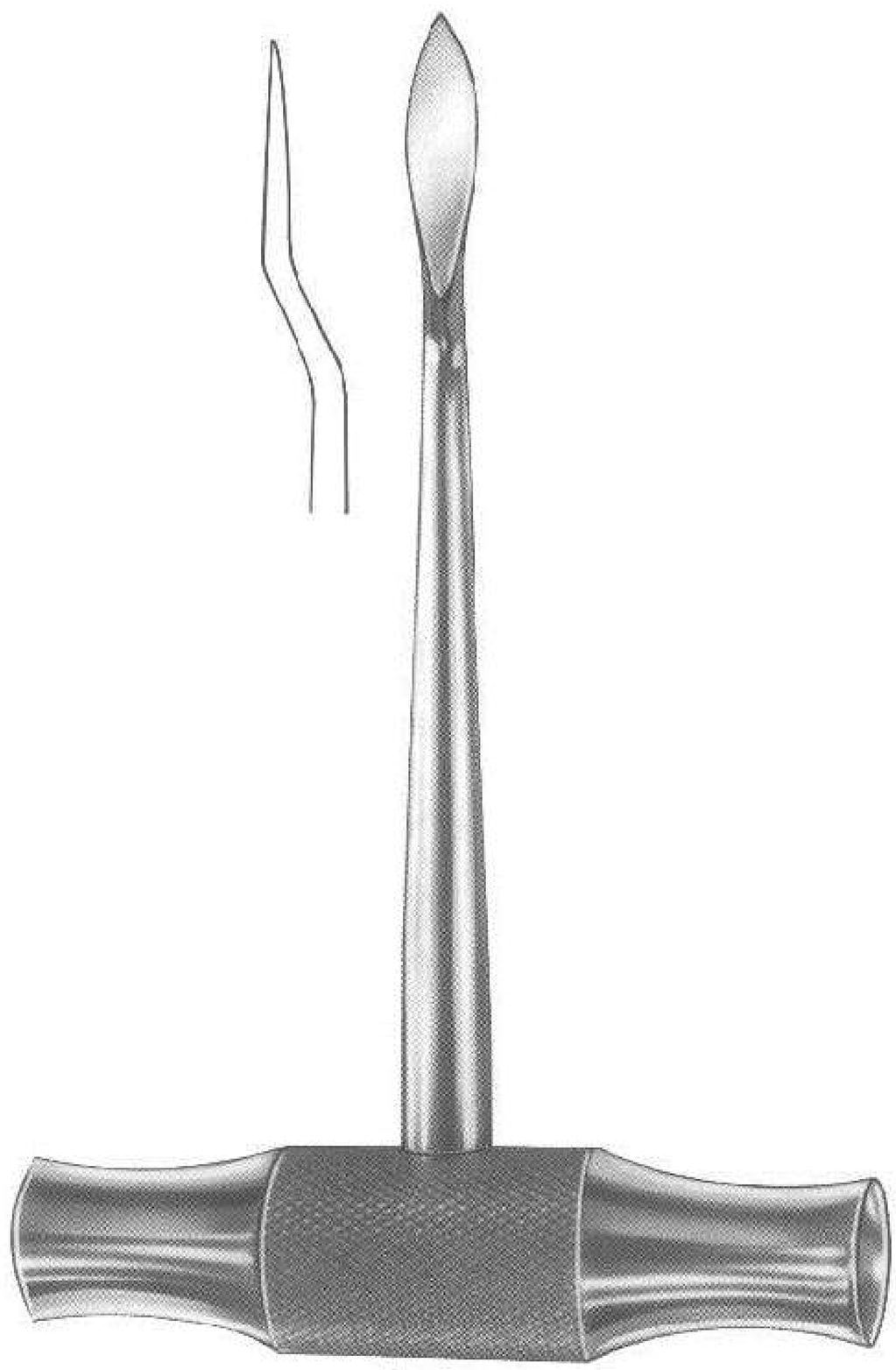

**Lecluse**
**1269**

# Root Elevators

**Chompret**
**1270**
Fig 1

**Chompret**
**1271**
Fig 2



**Chompret**
**1272**
Fig 3



**Chompret**
**1273**
Fig 4



**Apical**
**1274**

**1275**
Fig 1

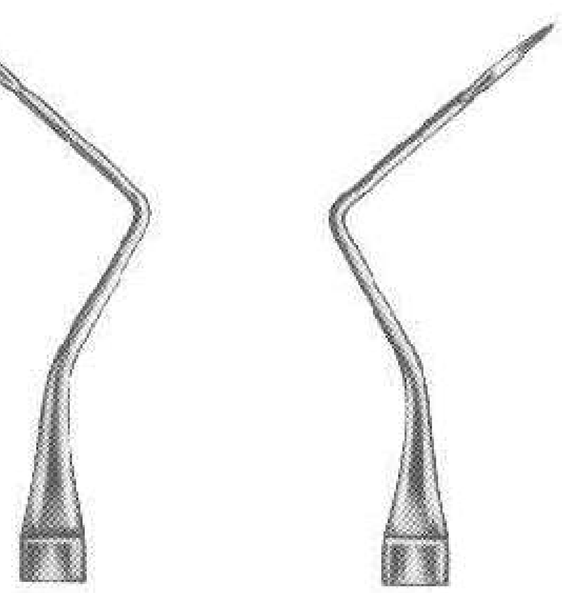

**1276**
Fig 2



**1277**
Fig 3



**Heidbrink**
**1278**
Fig 1

**Heidbrink**
**1279**
Fig 2

**Heidbrink**
**1280**
Fig 3



**Winter**
**1281**
Fig 1L



**Winter**
**1282**
Fig 1R

**Winter**
**1283**
Fig 2L

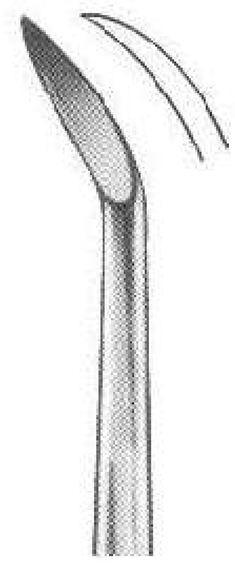

**Winter**
**1284**
Fig 2R

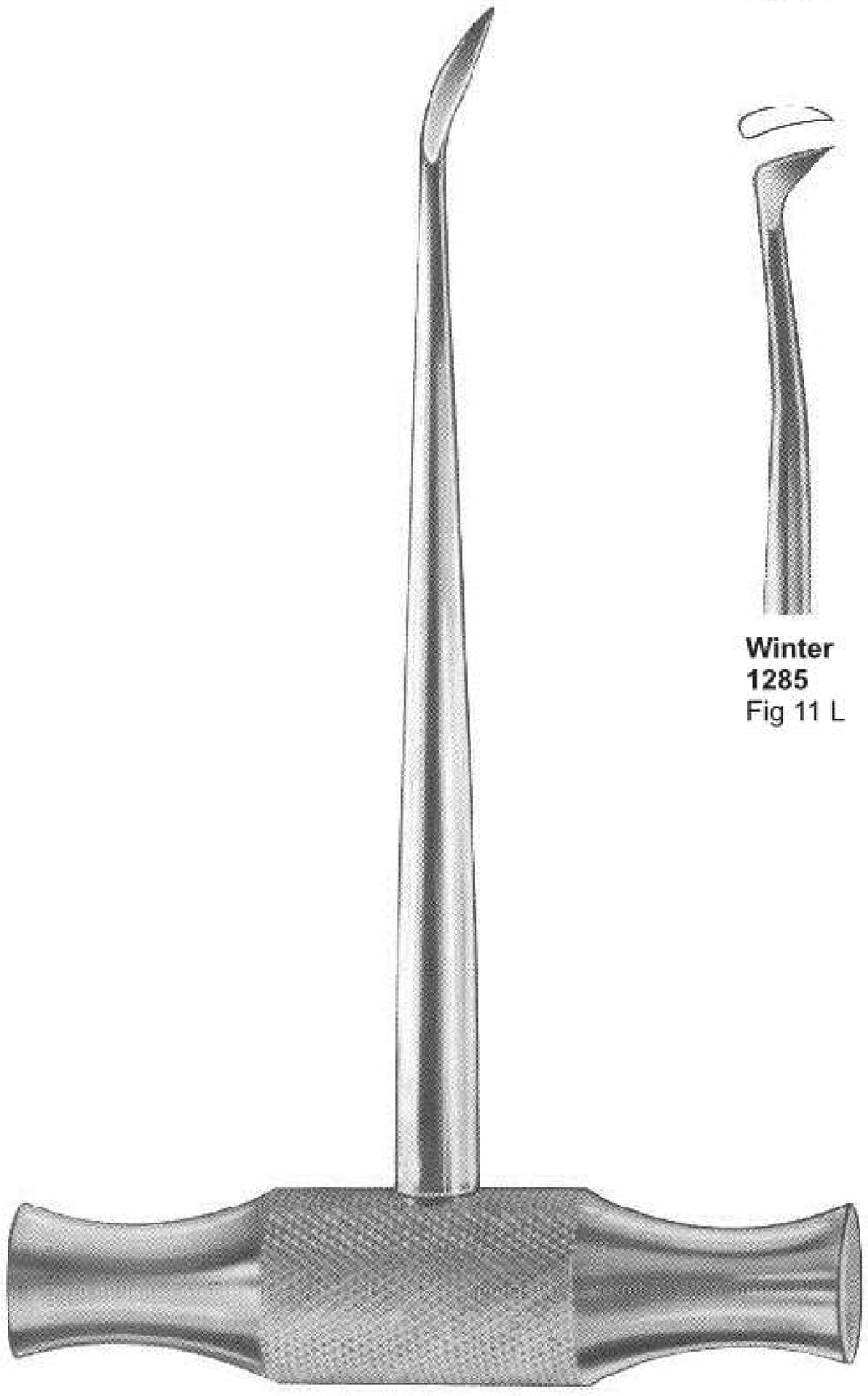

**Winter**



**Winter**
**1285**
Fig 11 L

**Winter**
**1286**
Fig 11 R

**Winter**
**1287**
Fig 12 L

**Winter**
**1288**
Fig 12 R

**Winter**
**1289**
Fig 14 L

**Winter**
**1290**
Fig 14 R

**Barry**
**1291**
Fig 1

**Barry**
**1292**
Fig 2

**Barry**
**1293**
Fig 3

**Barry**
**1294**
Fig 4

**Barry**

**Barry**
**1295**
Fig 11

**Barry**
**1296**
Fig 12

**Barry**
**1297**
Fig 17

**Barry**
**1298**
Fig 18

# Root Elevators

Cryer
1300
Fig 26



Seldin
1301
Fig 27

Cryer
1302
Fig 28

Cryer
1303
Fig 29

Heidbrink
1304
Fig 22

Heidbrink
1305
Fig 23

1299

**Kopp**
**1307**
Fig 31

**Kopp**
**1308**
Fig 32

**Kopp**
**1309**
Fig 33

**Kopp**
**1310**
Fig 34

**Kopp**
**1311**
Fig 35

**Kopp**
**1312**
Fig 44



**1306**

# Root Elevators

**Heidbrink**
**1314**
Fig 10

**Winter**
**1315**
Fig 11

**Winter**
**1316**
Fig 12

**Barry**
**1317**
Fig 17

**Barry**
**1318**
Fig 18



**1319**
Fig 20

**1313**

**Root Elevators according to Dr. Sader, with interchangeable working tips**

1321

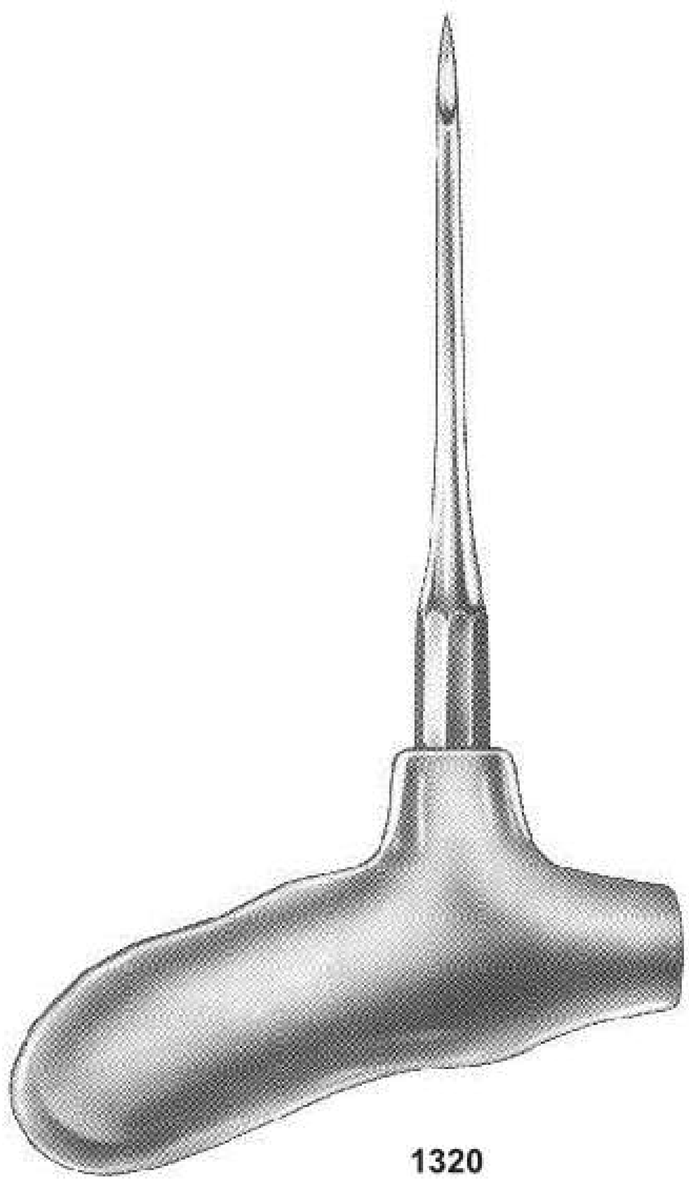

1320

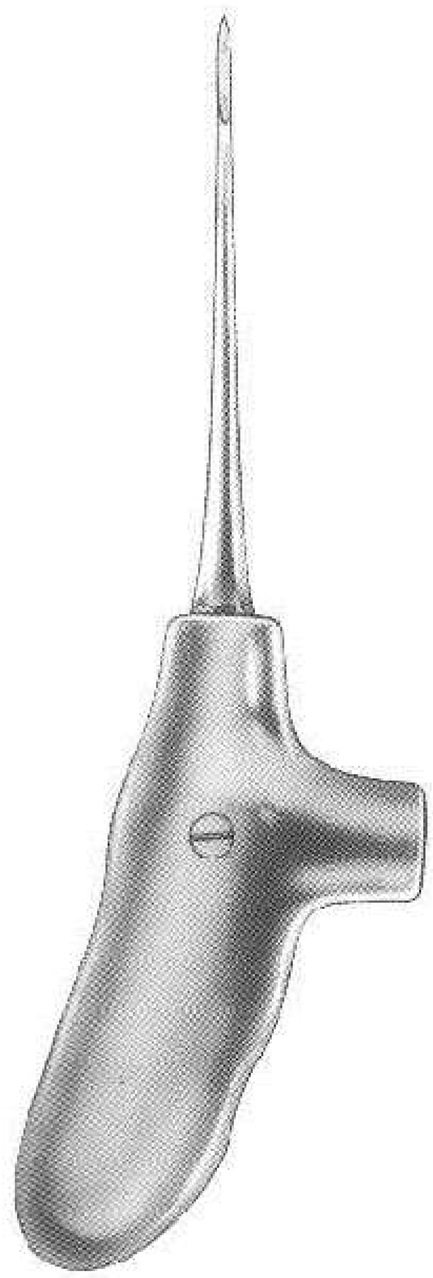

1322

# Filling Instruments

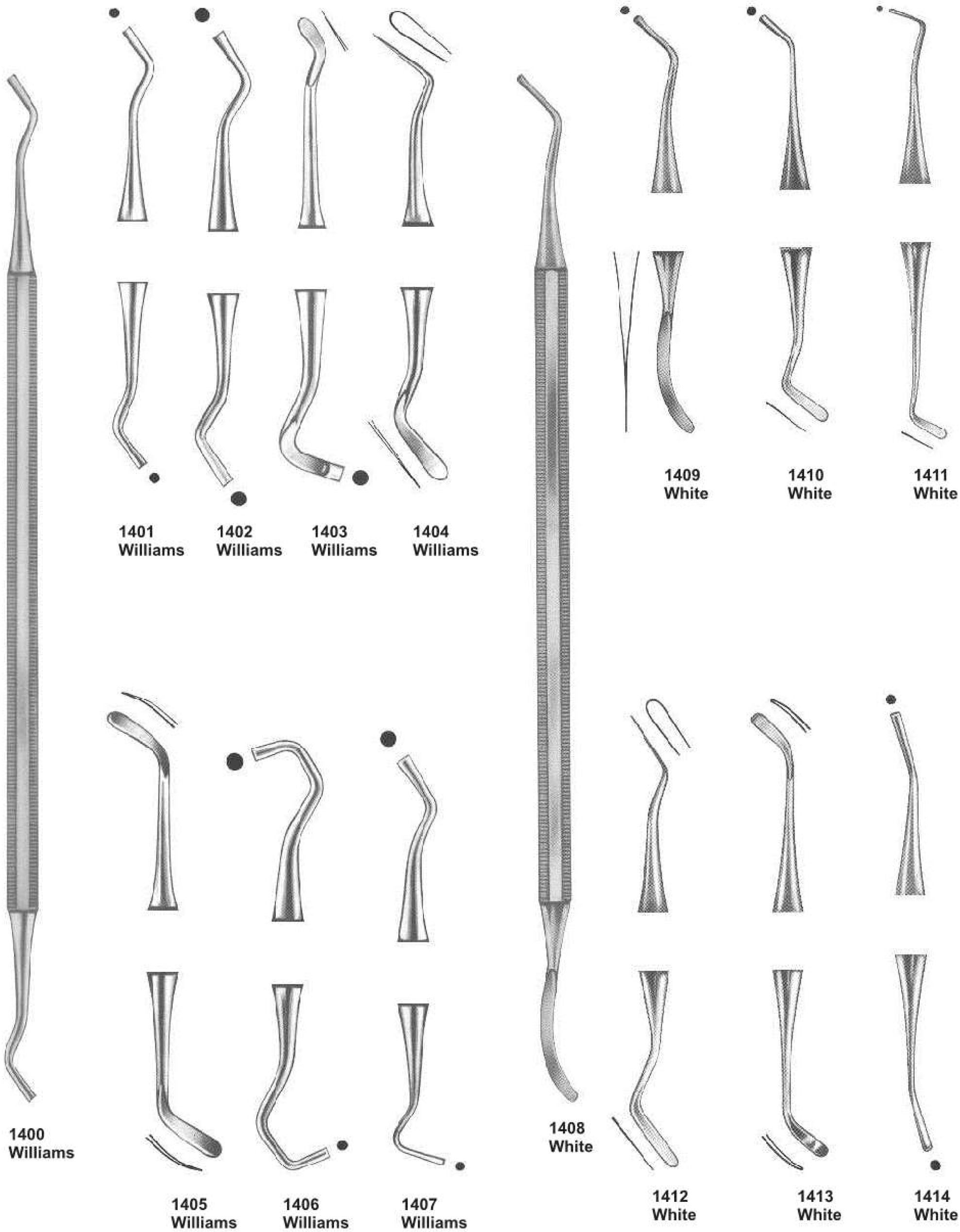

# Filling Instruments

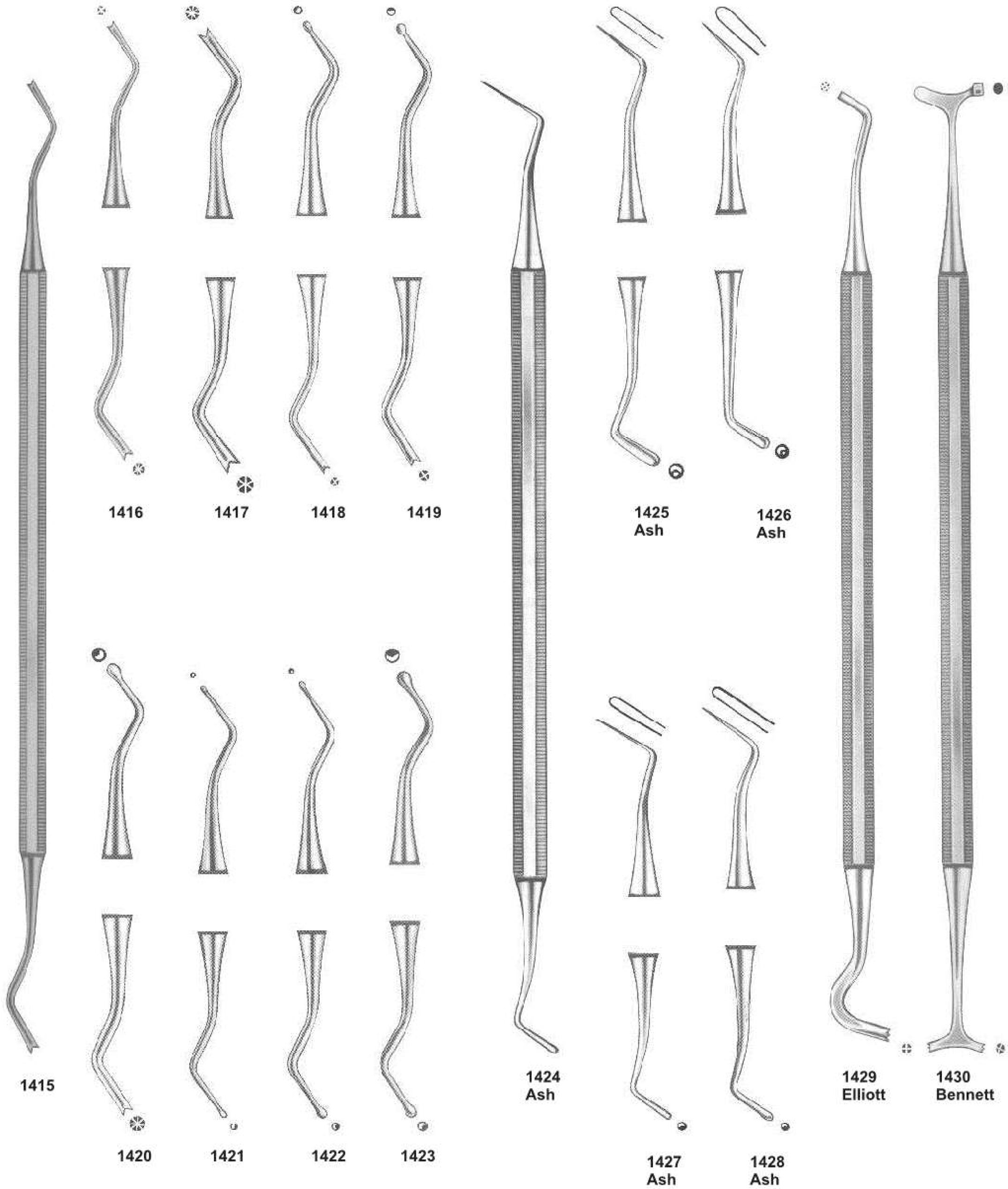

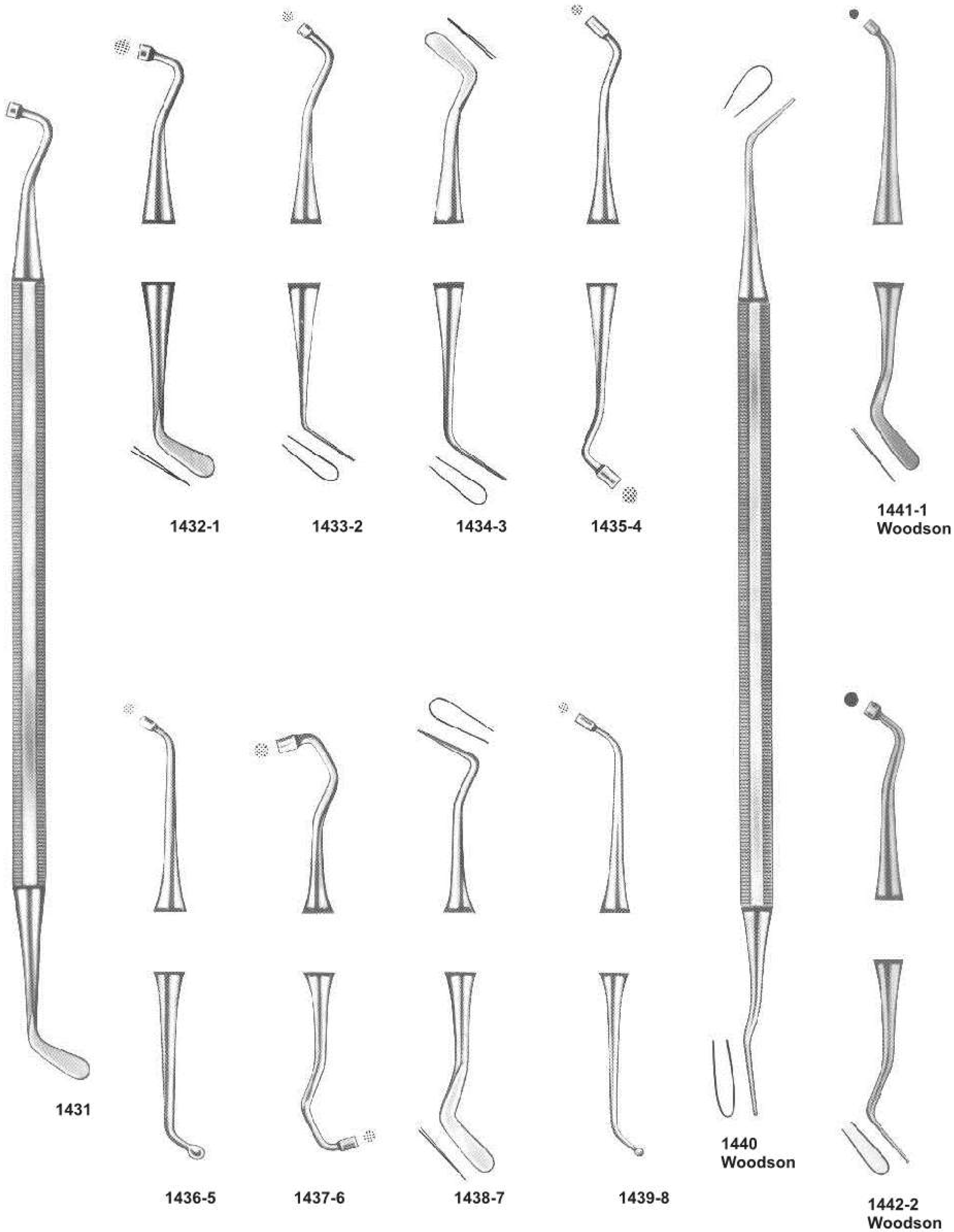
1432-1
1433-2
1434-3
1435-4
1441-1
Woodson
1431
1436-5
1437-6
1438-7
1439-8
1440
Woodson
1442-2
Woodson

# Filling Instruments



**1443**
Heidemann
Fig 1

**1444**
Heidemann
Fig 2

**1445**
Heidemann
Fig 3



**1446**

**1447**
Fig 146

**1449**
Fig 148

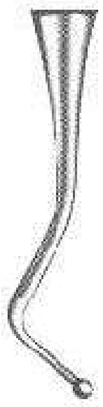

**1448**
Fig 147

**1450**
Fig 149



**1451**
Fig 158

**1452**
Fig 159

**1453**
Woodson
Fig 160

# Periodontal Curettes and Filling Instruments

**1454**
Gracey

**1455**
Gracey
Fig 1

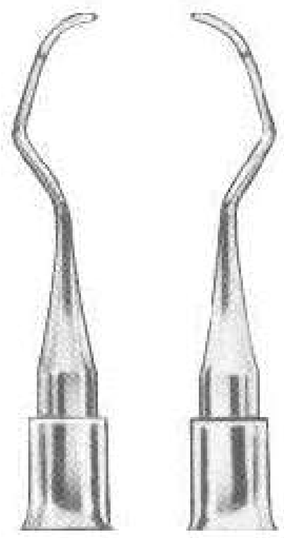

**1456**
Gracey
Fig 2

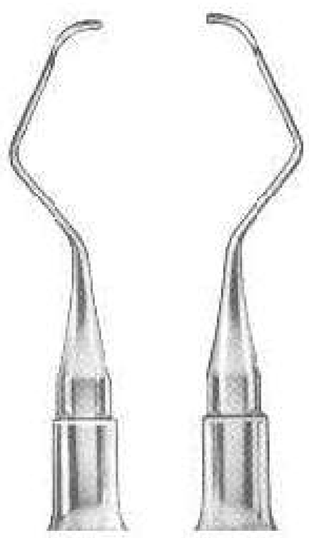

**1457**
Gracey
Fig 3

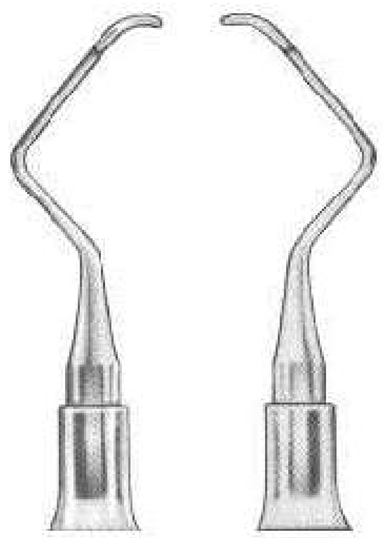

**1458**
Gracey
Fig 4

**1459**
Gracey
Fig 5

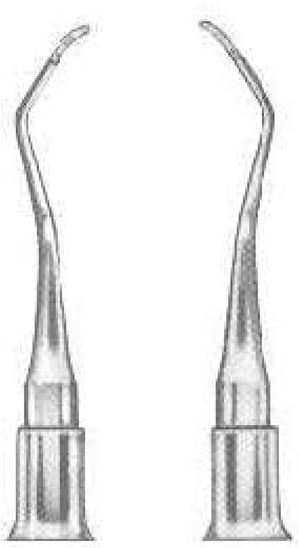

**1460**
Gracey
Fig 6



**1461**

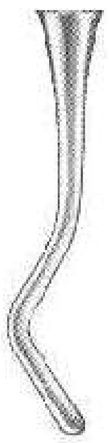

**1462-1**
Fig 18



**1463-2**
Fig 19

**1464-3**
Fig 20

**1465-4**
Fig 22

**1466-5**
Fig 23

**1467-6**
Fig 25

**1468-7**
Fig 26

**1469-8**
Fig 27

# Dental Probes

## With Point Set In



1470

1471-1

1472-2

1473-3

1474-4

1475-5

1476-6

1477-7

1478-8

1479-9

1480-10

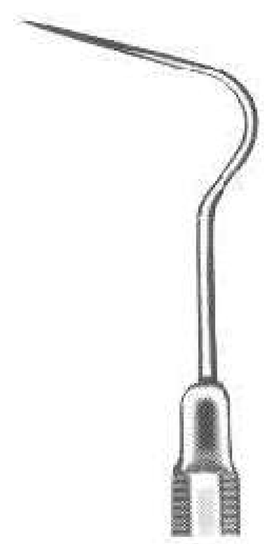

1481-11

1482-2
Woodson

Polishing Instruments

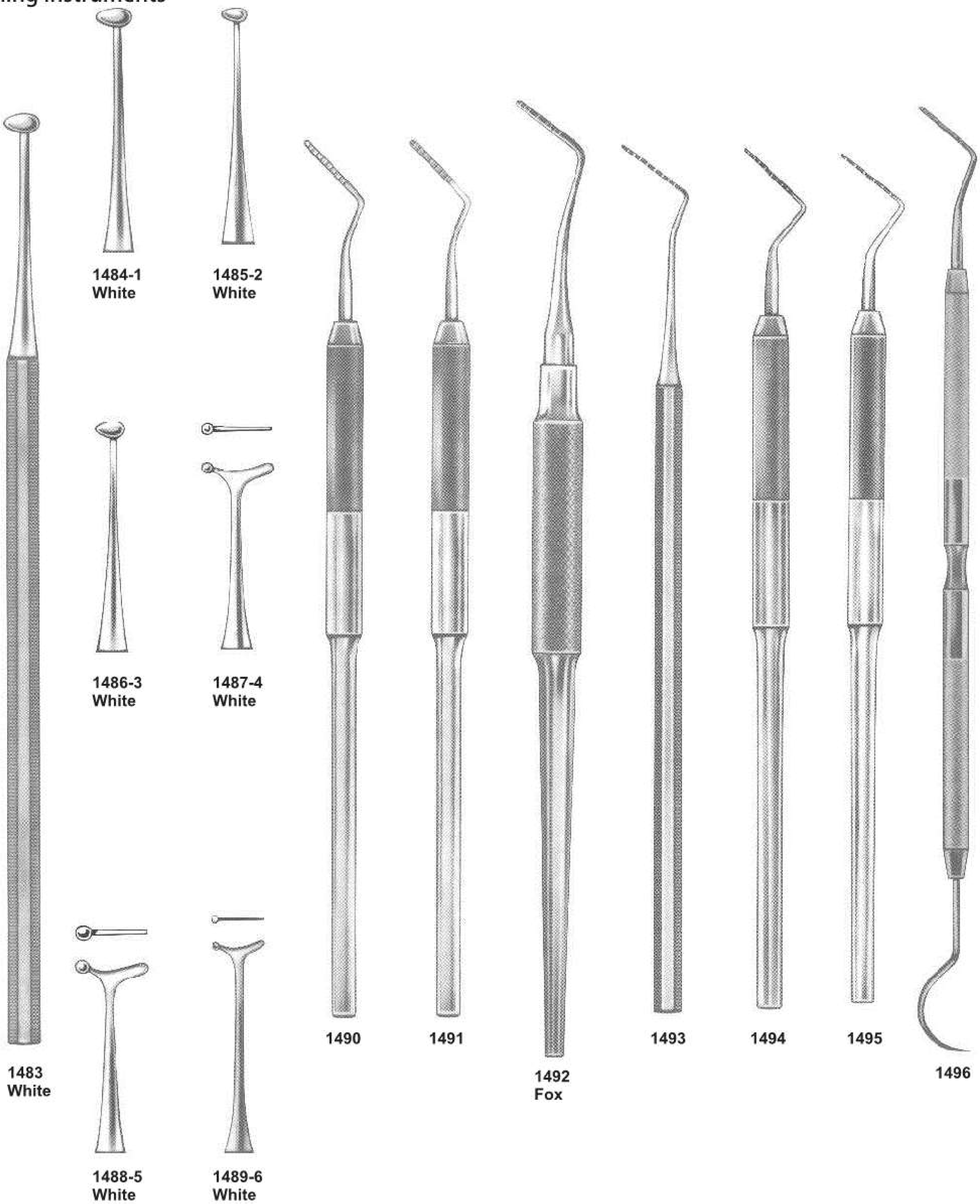

- New marking process.
- Laser system marking.
- No more paint peeling off.
- Permanent marking.
- Antiglare,low depth marking.
- Maximum tip resistance against breaking.




**1497**
Fig CP-C

**1498**
Fig CP-11

**1499**
Fig CP-12

**1500**
Fig CP-12S
O.M.S

**1501**
Williams

**1502**
Merrit A

**1503**
Merrit B

**1504**
Goldman
Fox

**1505**
University of
Michigon

**1506**
26 G

**Files**

**Chisels**

**1507**
Sugarman
Fig. 1S/2S

**1508**
Sugarman
Fig. 3S/4S

**1509**
Schluger
Fig. 9/10

**1510**
Buck
Fig. 11/12

**1511**
Ochsenbein
Fig. 3

**1512**
Ochsenbein
Fig. 4

**1513**
Rhodes
Back - Action
Fig. 36/37

Files

Chisels

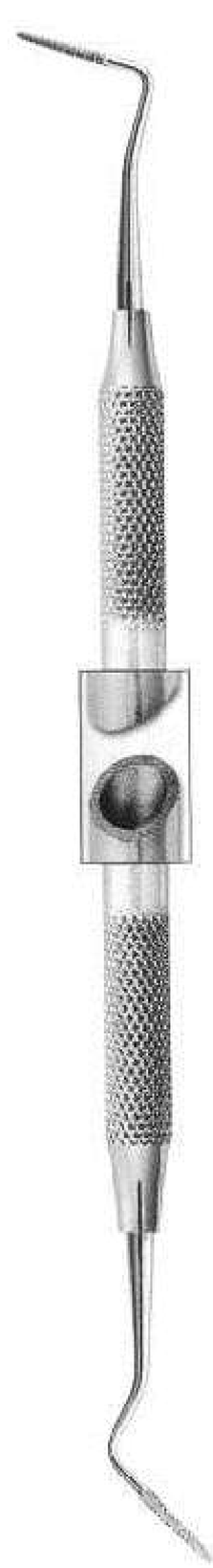

**1514**
Sugarman
Fig. 1S/2S

**1515**
Sugarman
Fig. 3S/4S

**1516**
Schluger
Fig. 9/10

**1517**
Buck
Fig. 11/12

**1518**
Ochsenbein
Fig. 3

**1519**
Ochsenbein
Fig. 4

**1520**
Rhodes
Back - Action
Fig. 36/37

## Gingivectomy knives

**1521**
Goldman-Fox
Fig. 7

**1522**
Goldman-Fox
Fig. 8

**1523**
Goldman-Fox
Fig. 9

**1524**
Goldman-Fox
Fig. 11

**1525**
Buck
Fig. 3/4

**1526**
Buck
Fig. 5/6

## Curettes and Scalers

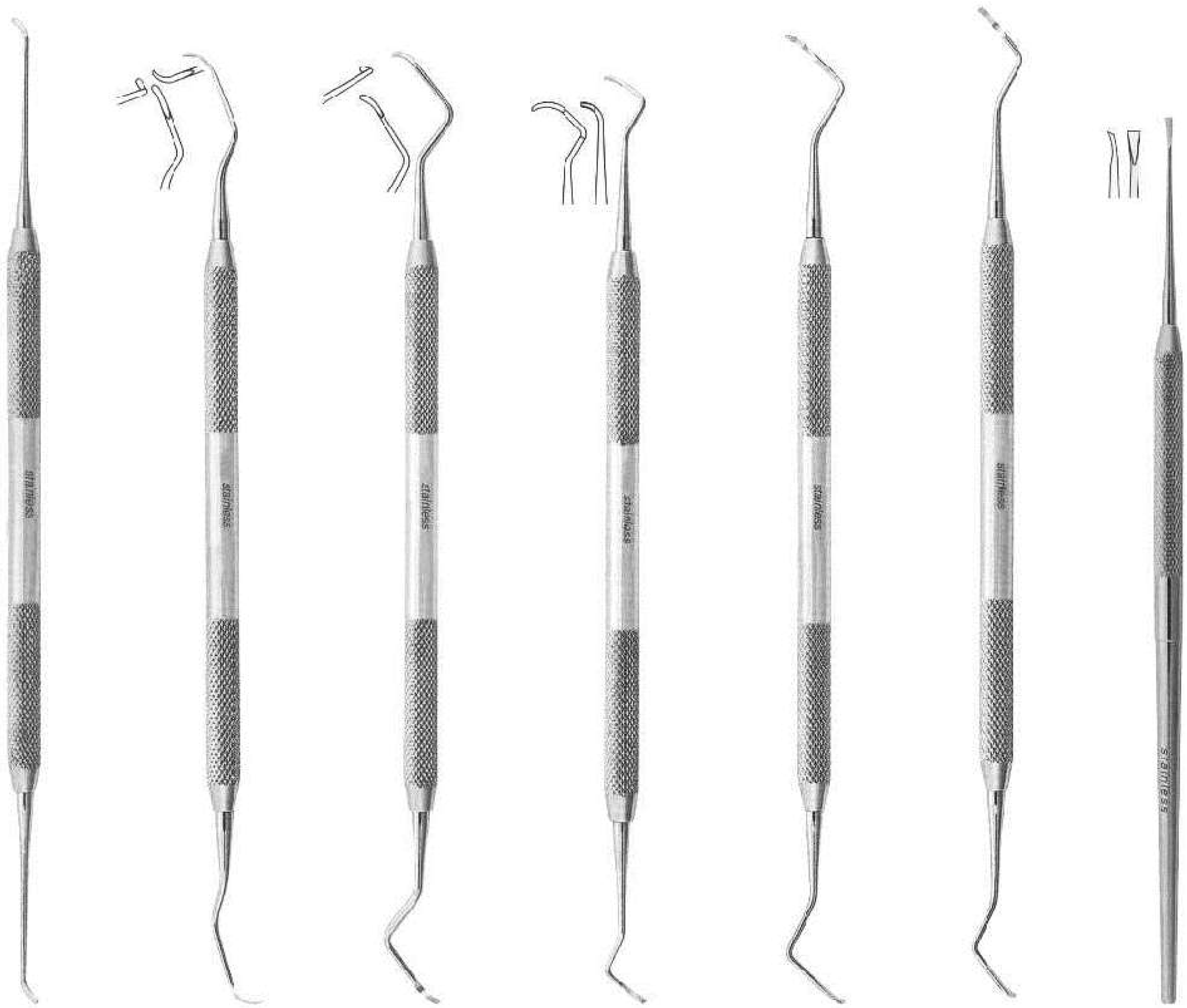


**1527**
Curette
Fig. HU 1/2

**1528**
Columbia
Fig. 2R/2L

**1529**
Columbia
Fig. 4R/4L

**1530**
Columbia
Fig. 13/14

**1531**
Fig. 411/412

**1532**
Fig. 413/414

**1533**
Zerfing-chisel

**Gingivectomy knives**

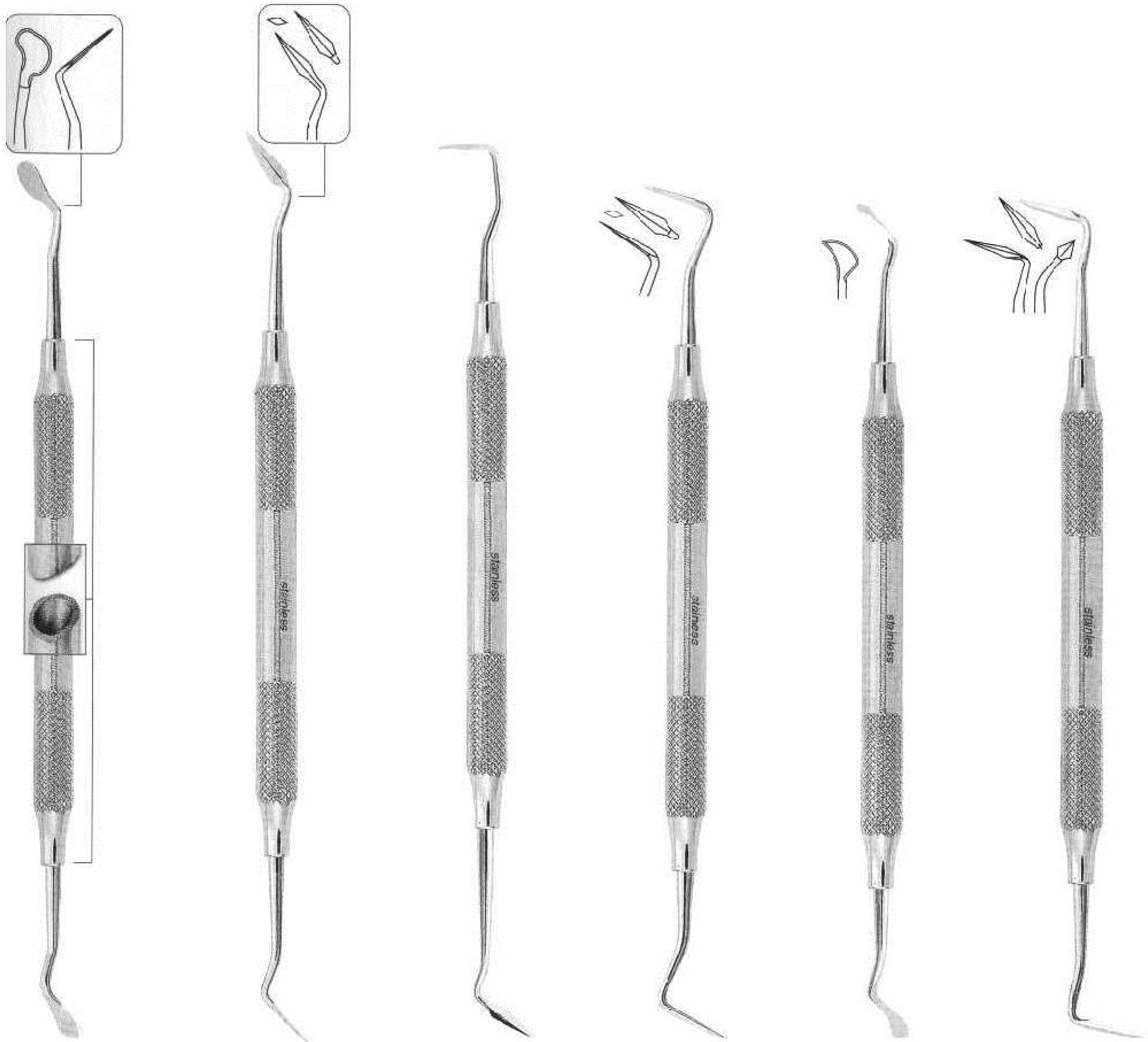


**1534**
Goldman - Fox
Fig. 7

**1535**
Goldman - Fox
Fig. 8

**1536**
Goldman - Fox
Fig. 9

**1537**
Goldman - Fox
Fig. 11

**1538**
Buck
Fig. 3/4

**1539**
Buck
Fig. 5/6

## Curettes and Scalers



**1540**
Curette
Fig. HU 1/2

**1541**
Columbia
Fig. 2R/2L

**1542**
Columbia
Fig. 4R/4L

**1543**
Columbia
Fig. 13/14

**1544**
Fig. 413/412

**1545**
Fig. 411/414

**1546**
Zerfing-chisel

## Bone Chisels and Gouges




**1547** Ochsenbein Fig. 1

**1548** Ochsenbein Fig. 2

**1549** Gardner Fig. 1

**1550** Gardner Fig. 2

**1551** Gardner Fig. 5

**1552** Gardner Fig. 5R

**1553** Gardner Fig. 6

**1554** Wakefield Fig. 1W

**1555** Wakefield Fig. 2W

**1556** Buckley Fig. 3

## Bone Chisels and Gouges

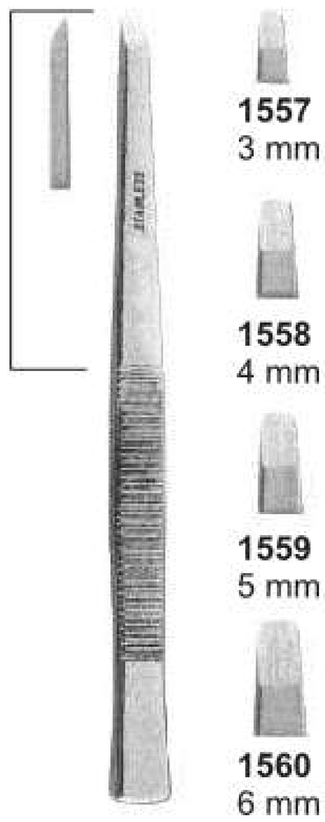

**1557** 3 mm
**1558** 4 mm
**1559** 5 mm
**1560** 6 mm

Partsch
13,5 cm



**1561** 3 mm
**1562** 4 mm
**1563** 5 mm
**1564** 6 mm

Partsch
13,5 cm

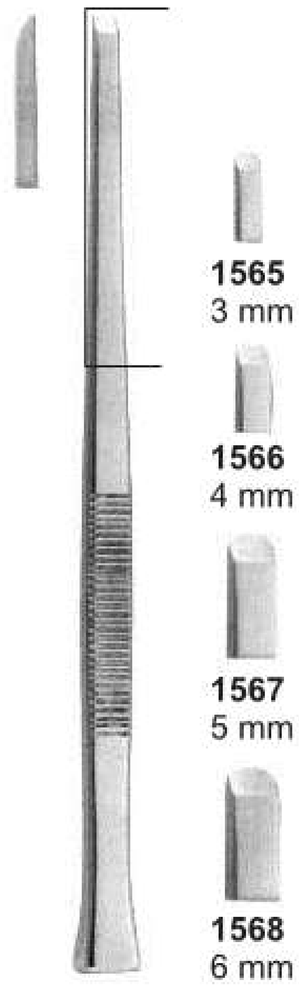

**1565** 3 mm
**1566** 4 mm
**1567** 5 mm
**1568** 6 mm

Partsch
17 cm



**1569** 3 mm
**1570** 4 mm
**1571** 5 mm
**1572** 6 mm

Partsch
17 cm

## Martelli chirurgici
## Mallet



Lead filled

**1573**
Partsch
19 cm

Non autoclavable
plasttic inserts

**1574**
Mead
19,5 cm

With interchangeable
Ferrozel faces

**1575**
Mead
17 cm

# Gracey Curettes

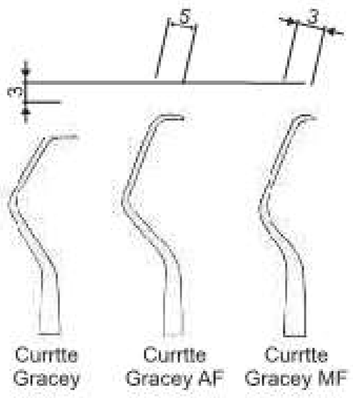


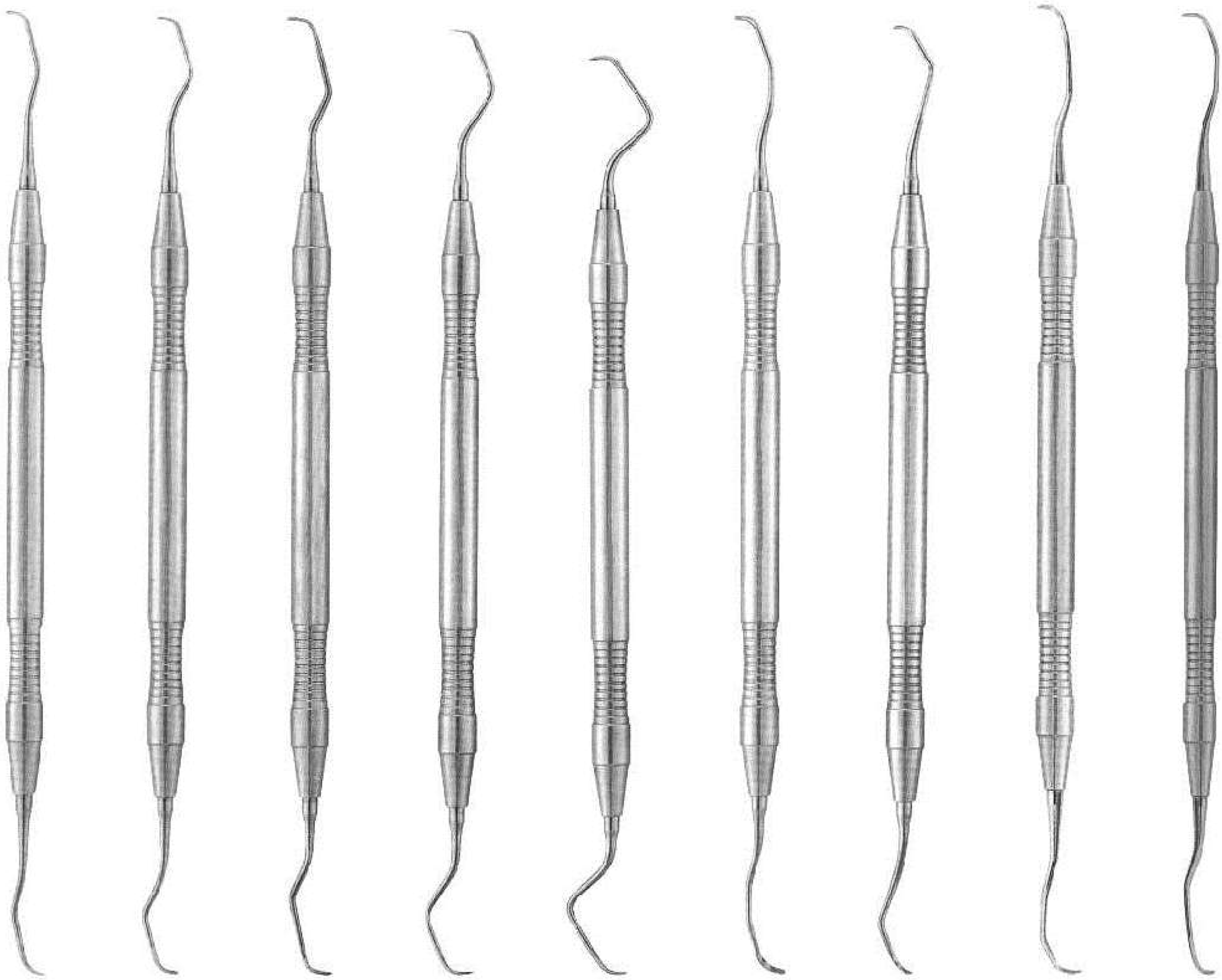

**1576**
Gracey
Fig. ½

**1577**
Gracey
Fig. 3/4

**1578**
Gracey
Fig. 5/6

**1579**
Gracey
Fig. 7/8

**1580**
Gracey
Fig. 9/10

**1581**
Gracey
Fig. 11/12

**1582**
Gracey
Fig. 13/14

**1583**
Gracey
Mesial Distal
Fig. 11/14

**1584**
Gracey
Mesial Distal
Fig. 12/13

# Gracey Curettes AF Type

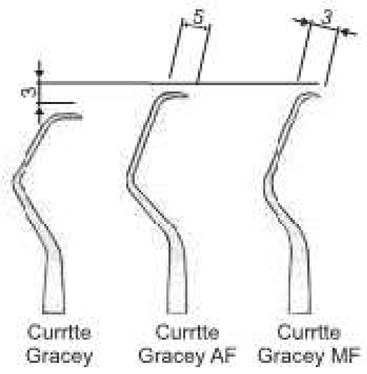


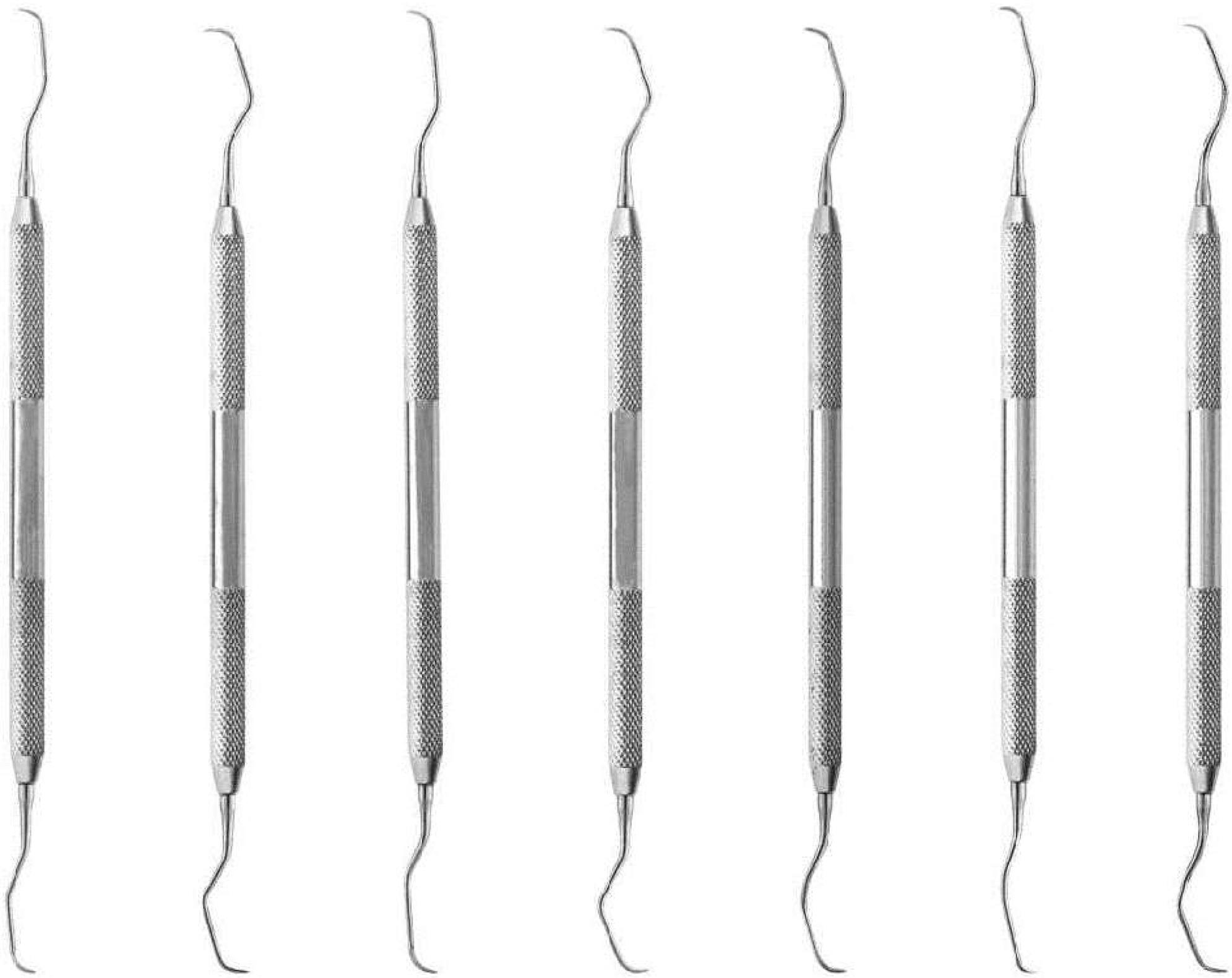

**1585**
Gracey
AF/type
Fig. 1/2

**1586**
Gracey
AF/type
Fig. 3/4

**1587**
Gracey
AF/type
Fig. 5/6

**1588**
Gracey
AF/type
Fig. 7/8

**1589**
Gracey
AF/type
Fig. 11/12

**1590**
Gracey
AF/type
Fig. 13/14

**1591**
Gracey
AF/type
Fig. 15/16

**1592**
Gracey
AF/type

**1593**
Gracey
AF/type
Fig. ½



**1594**
Gracey
AF/type
Fig. 3/4



**1595**
Gracey
AF/type
Fig. 5/6

**1596**
Gracey
AF/type
Fig. 7/8

**1597**
Gracey
AF/type
Fig. 11/12

**1598**
Gracey
AF/type
Fig. 13/14

**1599**
Gracey
AF/type
Fig. 15/16

**1600**
Gracey
MF/type
Fig. 1/2



**1601**
Gracey
MF/type
Fig. 3/4

**1602**
Gracey
MF/type
Fig. 5/6



**1603**
Gracey
MF/type
Fig. 7/8



**1604**
Gracey
MF/type
Fig. 11/12



**1605**
Gracey
MF/type
Fig. 13/14



**1606**
Gracey
MF/type
Fig. 15/16

# Curettes Gracey AF Type

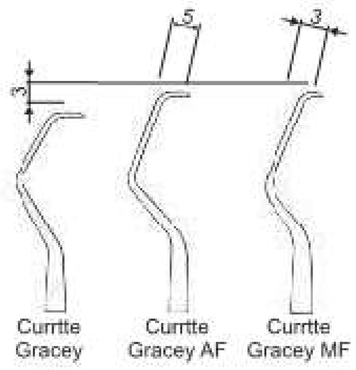


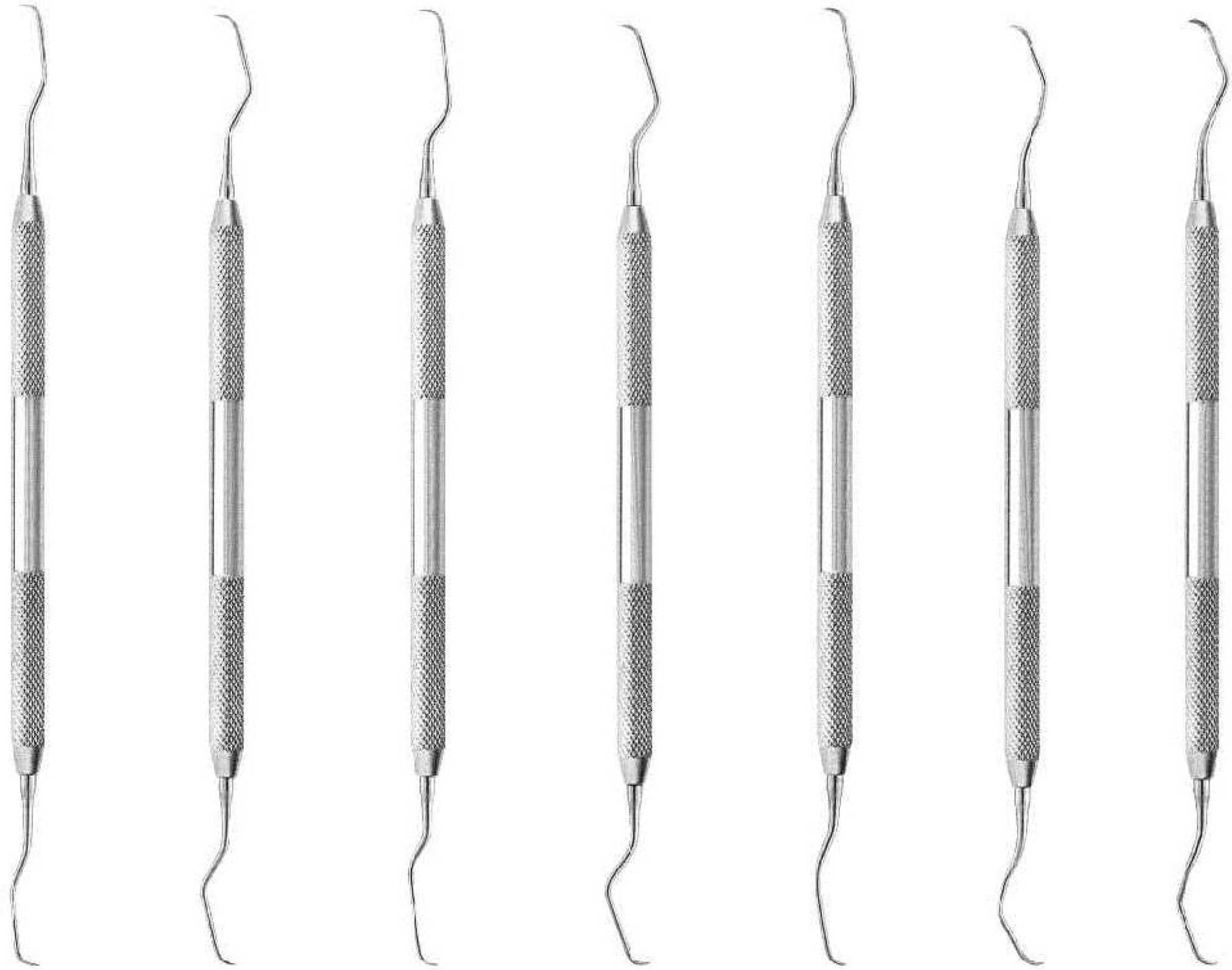

**1607**
Gracey
MF/type
Fig. ½

**1608**
Gracey
MF/type
Fig. 3/4

**1609**
Gracey
MF/type
Fig. 5/6

**1610**
Gracey
MF/type
Fig. 7/8

**1611**
Gracey
MF/type
Fig. 11/12

**1612**
Gracey
MF/type
Fig. 13/14

**1613**
Gracey
MF/type
Fig. 15/16

**1614**
Goldman - Fax
Fig. 1



**1615**
Goldman - Fax
Fig. 2

**1617**
Goldman - Fax
Fig. 3

**1618**
Goldman - Fax
Fig. 4

**1619**
Goldman - Fax
Fig. 21

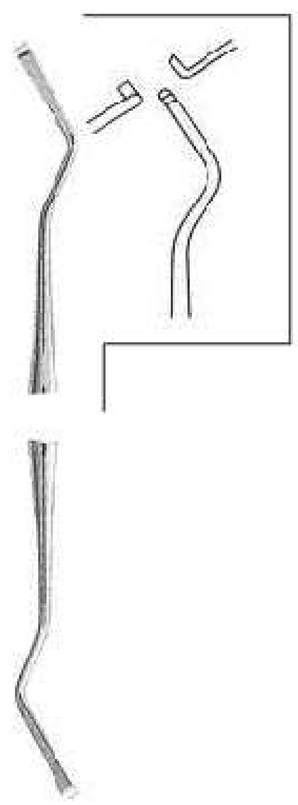

**1620**
Goldman - Fax
Fig. 5

**1621**
Mc Call
Fig. 13S/14S

**1622**
Younger-Good
Fig. 7/8



**1623**
Towner
Fig. U15

**1624**
Crane - Kaplan
Fig. 6



**1625**
Crane - Kaplan
Fig. 6S



**1626**
Taylor
Fig. 2/3



**1627**
Fig. 204S

**1628**
Towner Jaquette
Fig. U15/33

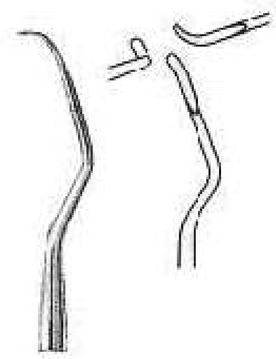

**1629**
Columbia
Fig. 2R/2L

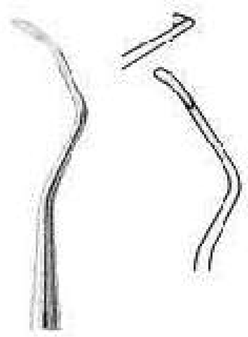

**1630**
Columbia
Fig. 4R/4L



**1631**
Columbia
Fig. 13/14

**1632**
Jaquette
Fig. 1

**1633**
Jaquette
Fig. 2

**1634**
Jaquette
Fig. 3

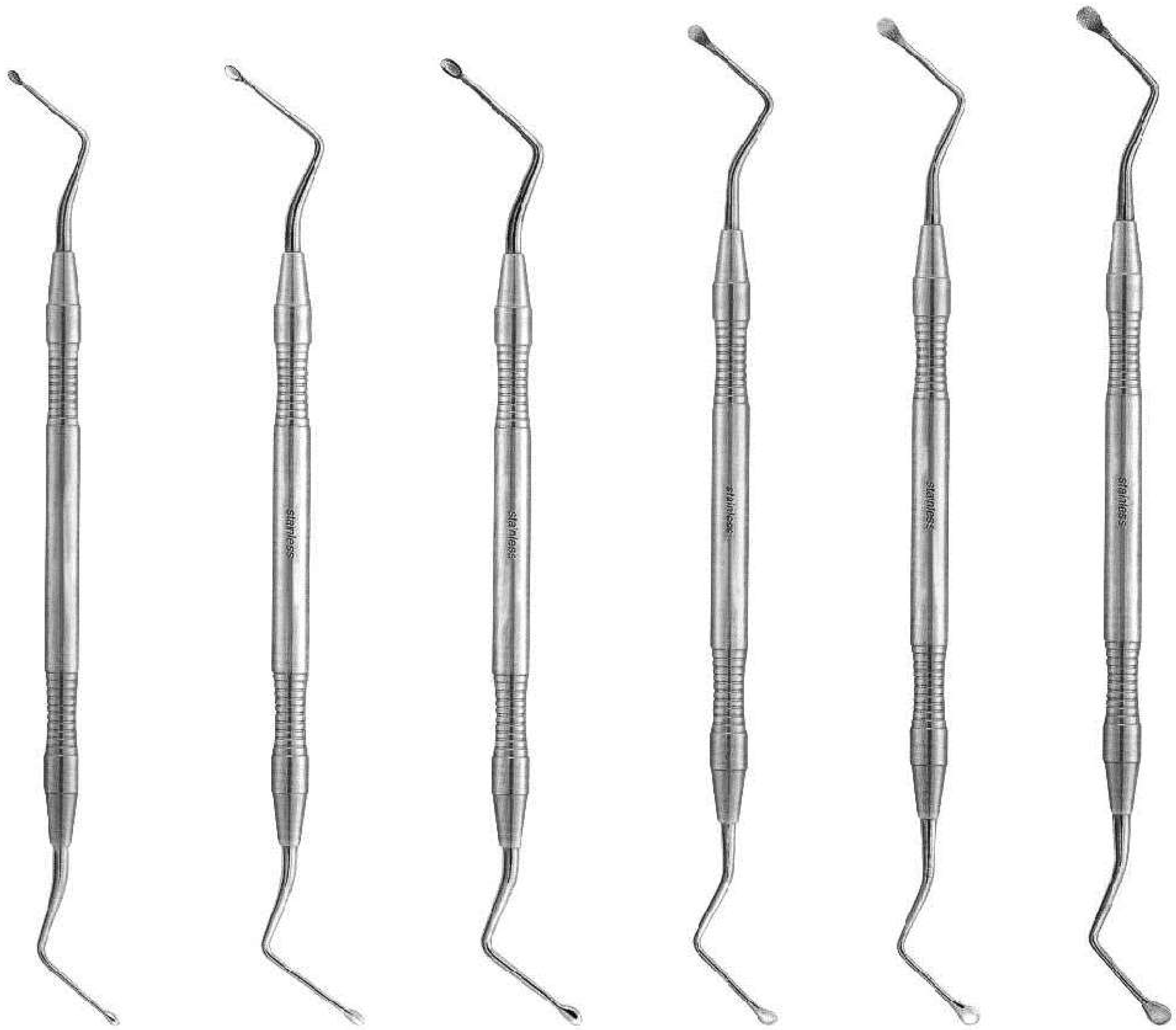


**1635**
Hemingway
Fig. 1

**1636**
Hemingway
Fig. 2

**1637**
Hemingway
Fig. 3

**1638**
Lucas
Fig. 85

**1639**
Lucas
Fig. 86

**1640**
Lucas
Fig. 87

# Modelling Instruments

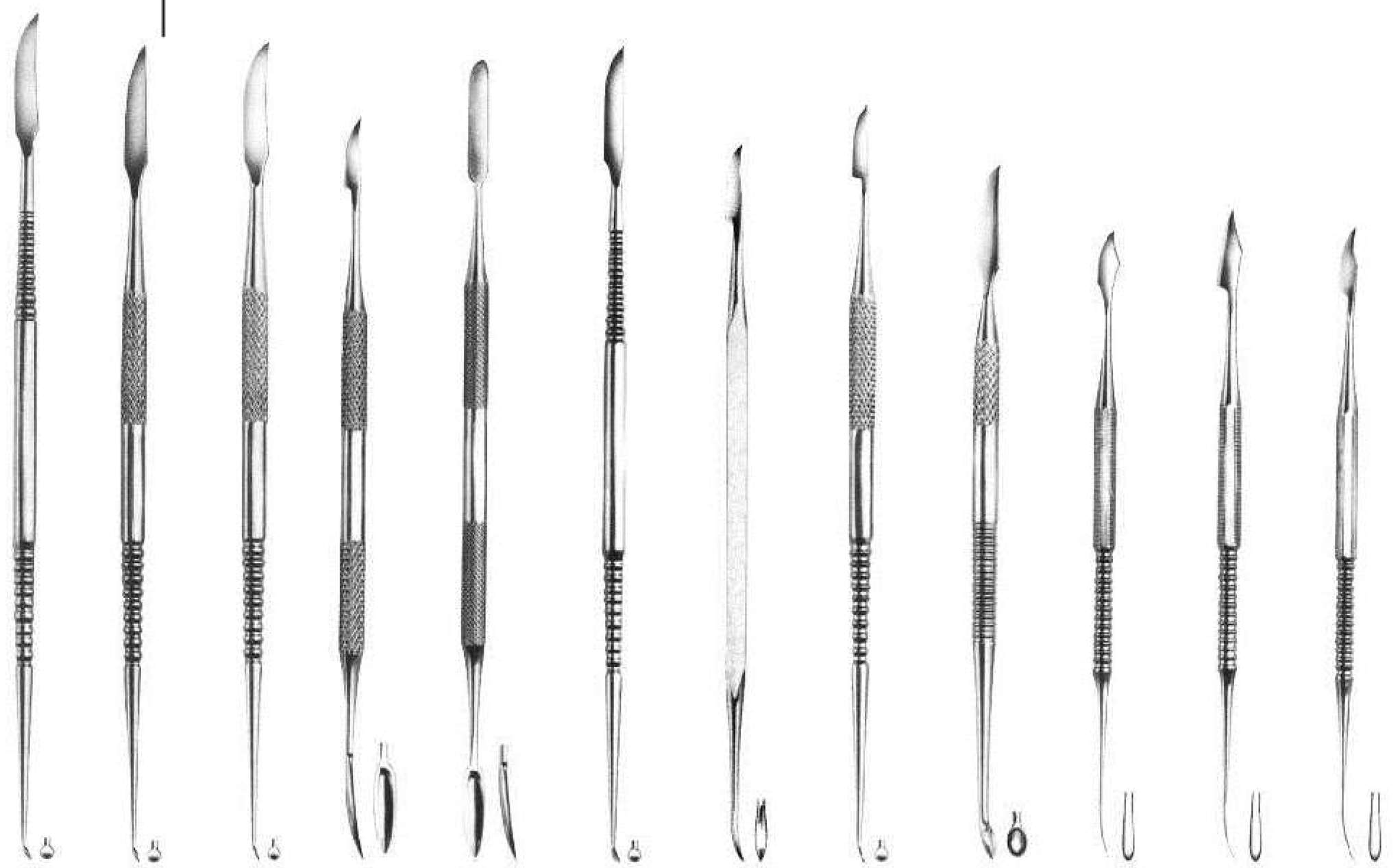

**1641** Le Cron | **1642** Le Cron | **1643** Le Cron | **1644** MSY | **1645** MSY | **1646** Le Cron | **1647** Hylin | **1648** Hylin | **1649** Hylin | **1650** Zahle | **1651** Zahle | **1652** Zahle

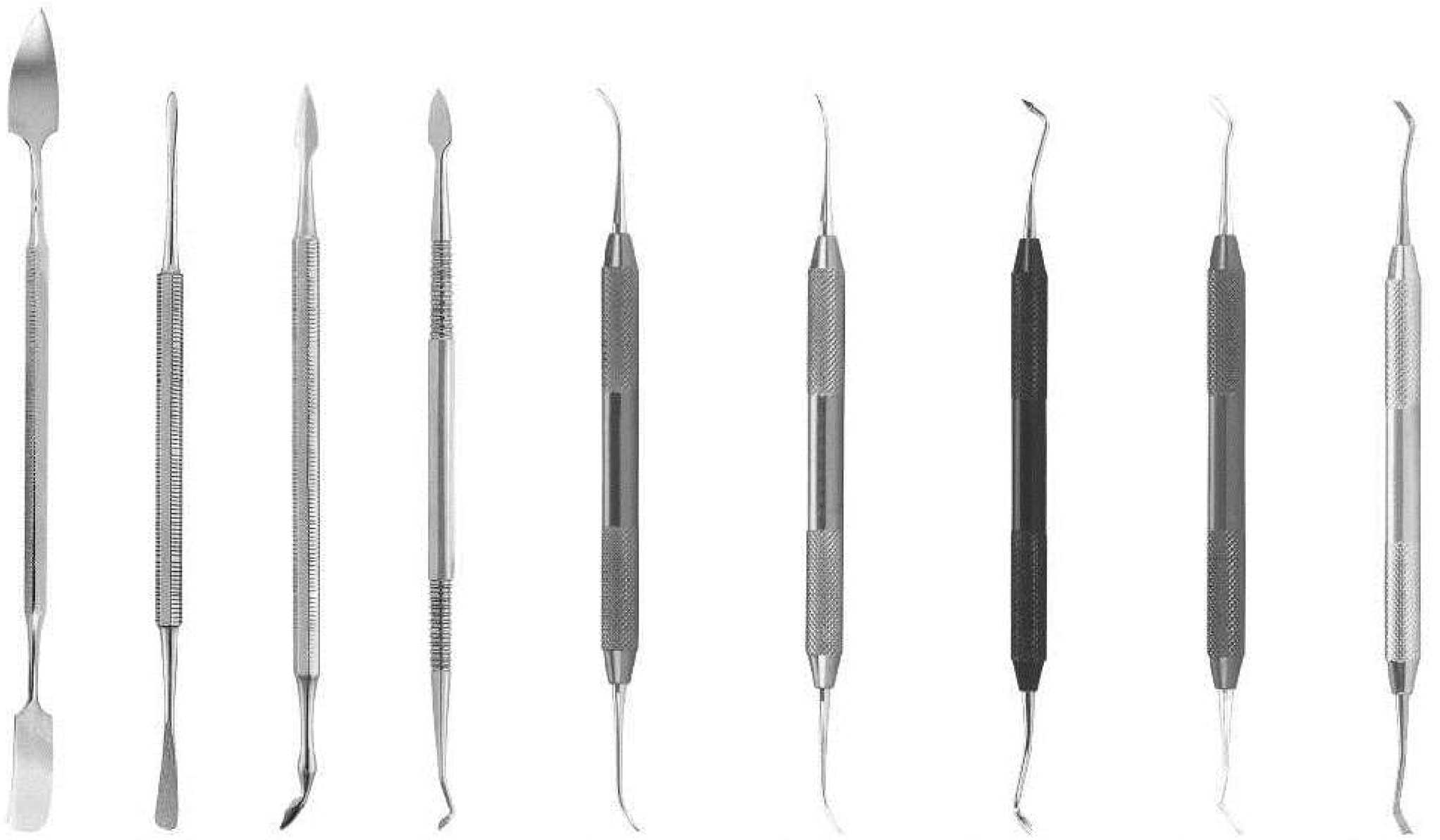

**1653** Gritman | **1654** Beale | **1655** Roach | **1656** Vehe | **1657** P.K. Thomas Fig, 1 | **1658** P.K. Thomas Fig, 2 | **1659** P.K. Thomas Fig, 3 | **1660** P.K. Thomas Fig, 4 | **1661** P.K. Thomas Fig, 5



**1662**
Boley

**1663**
Zuricher
130 mm

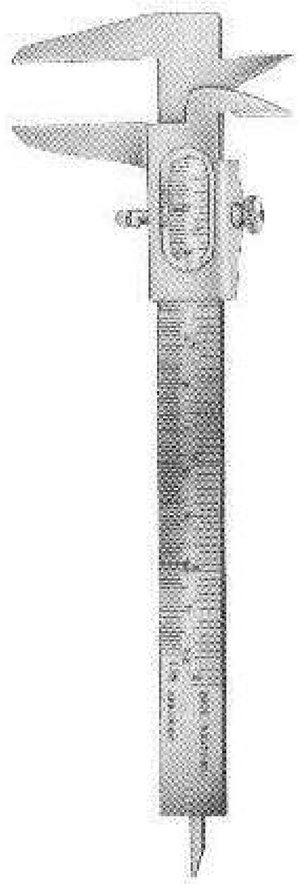

**1664**
Vernier
12 cm



**1665**
Vernier

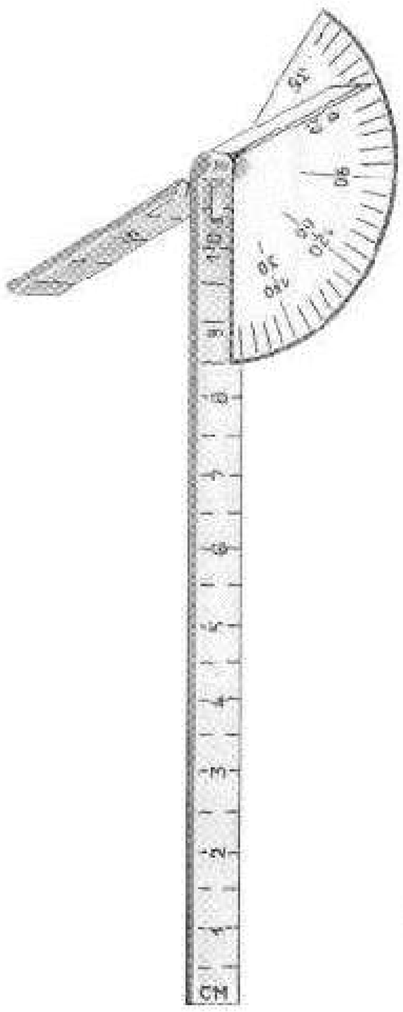

**1666**
Caroll



**1667**
Castroviejo's
Scleral Marker

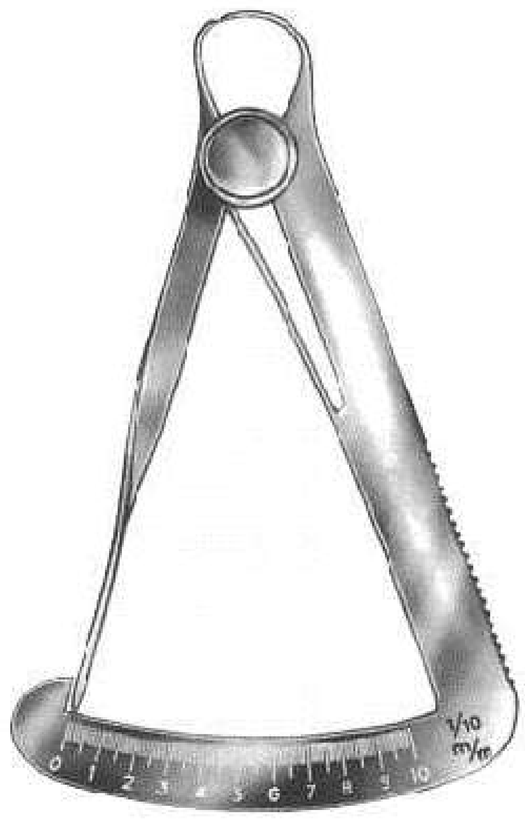

**1668**
Iwanson



**1669**
Albee



**1700**
18 cm
7 1/8"



**1701**
18 cm
7 1/8"



**1702**
17 cm
6 3/4"
Gritman



**1703**
17 cm
6 3/4"
Medicon

**1704**
22 cm
8 3/4"

**1705**
Antkoviak

**1706**
Ermert



**1707**
Ermert

**1708**
Fahnenstock
Fig, 1
12,5cm

**1709**
Fahnenstock
Fig, 2
17cm

**1710**
Lessmann
Fig, 1
12,5cm

**1711**
Lessmann
Fig, 2
17cm

**1712**
Con scodellino
Fig, 1
12,5cm

**1713**
Con scodellino
Fig, 2
17cm

**1714**
Fig, 1
17 cm

**1715**
Gritman
Fig, 2
17 cm

**1716**
Fig, 3
16 cm

**1717**
Fig, 4
16 cm

## Explorers

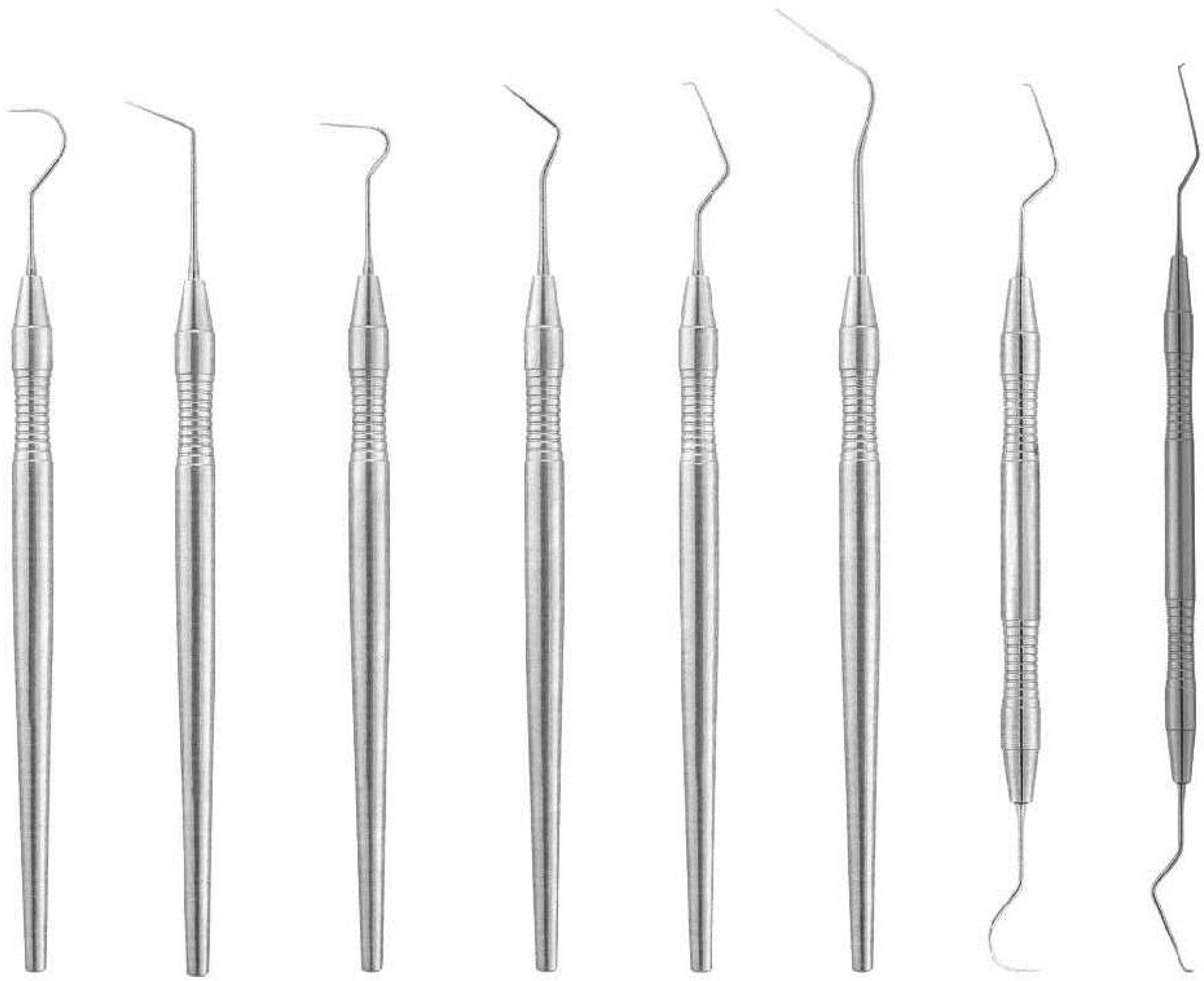

**1800**
Fig 23

**1801**
Fig 6

**1802**
Fig 8

**1803**
Fig 9

**1804**
Fig 17

**1805**
Fig 3
Rein

**1806**
Fig 23/17

**1807**
Fig 17

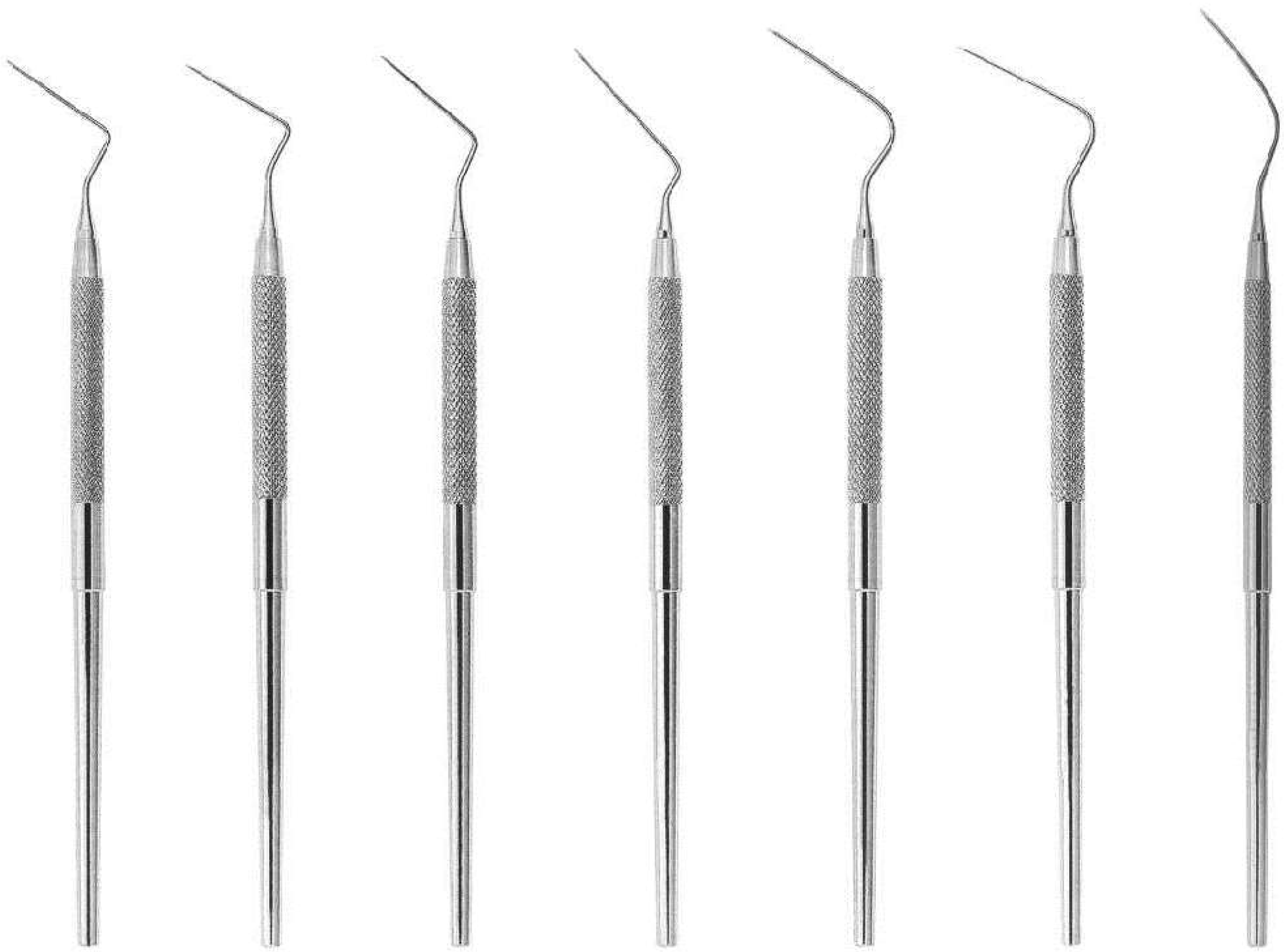

**1808**
Fig.1
Spreader

**1809**
Fig.2
Spreader

**1810**
Fig.3
Spreader

**1811**
Fig.4
Spreader

**1812**
Fig.5
Spreader

**1813**
Fig.6
Spreader

**1814**
Fig.7
Spreader

## Double-Ended Root Canal Explorers Plugger/Spreaders

## Spreaders

## Periodontal Pocket Probes

**1815**
Fig.1
Machtou




**1816**
Fig.2
Machtou




**1817**
Fig.3
Machtou

**1819**
Fig.4
Machtou

**1820**
Fig.1
Spreader

**1821**
Fig.2
Spreader

**1822**
Fig.3
Spreader

**1823**
Fig.O.M.S
O.M.S

**1825**
Fig.2N
Nabers

**1824**
Williams



**1826**
Fig.23
Williams

## Root-canal pluggers

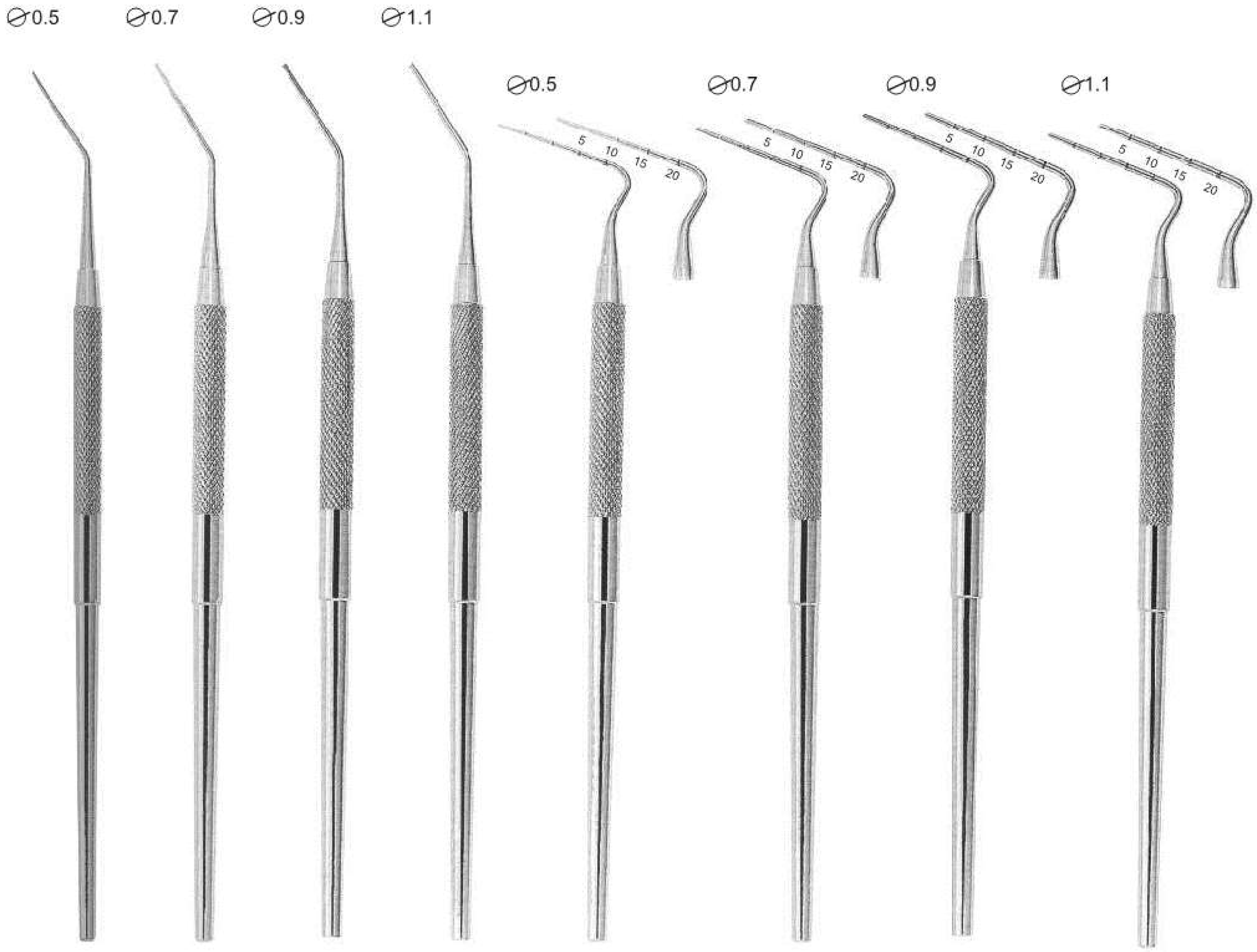


**1827**
Fig.1
Luks

**1828**
Fig.2
Luks

**1829**
Fig.3
Luks

**1830**
Fig.4
Luks

**1831**
Fig.1
Vertical condenser

**1832**
Fig.2
Vertical condenser

**1833**
Fig.3
Vertical condenser

**1834**
Fig.4
Vertical condenser

Endodontic set



**1835**
**Measuring Plate**

## Root-canal pluggers

### Optimum Flexibility
### Very Fine Points

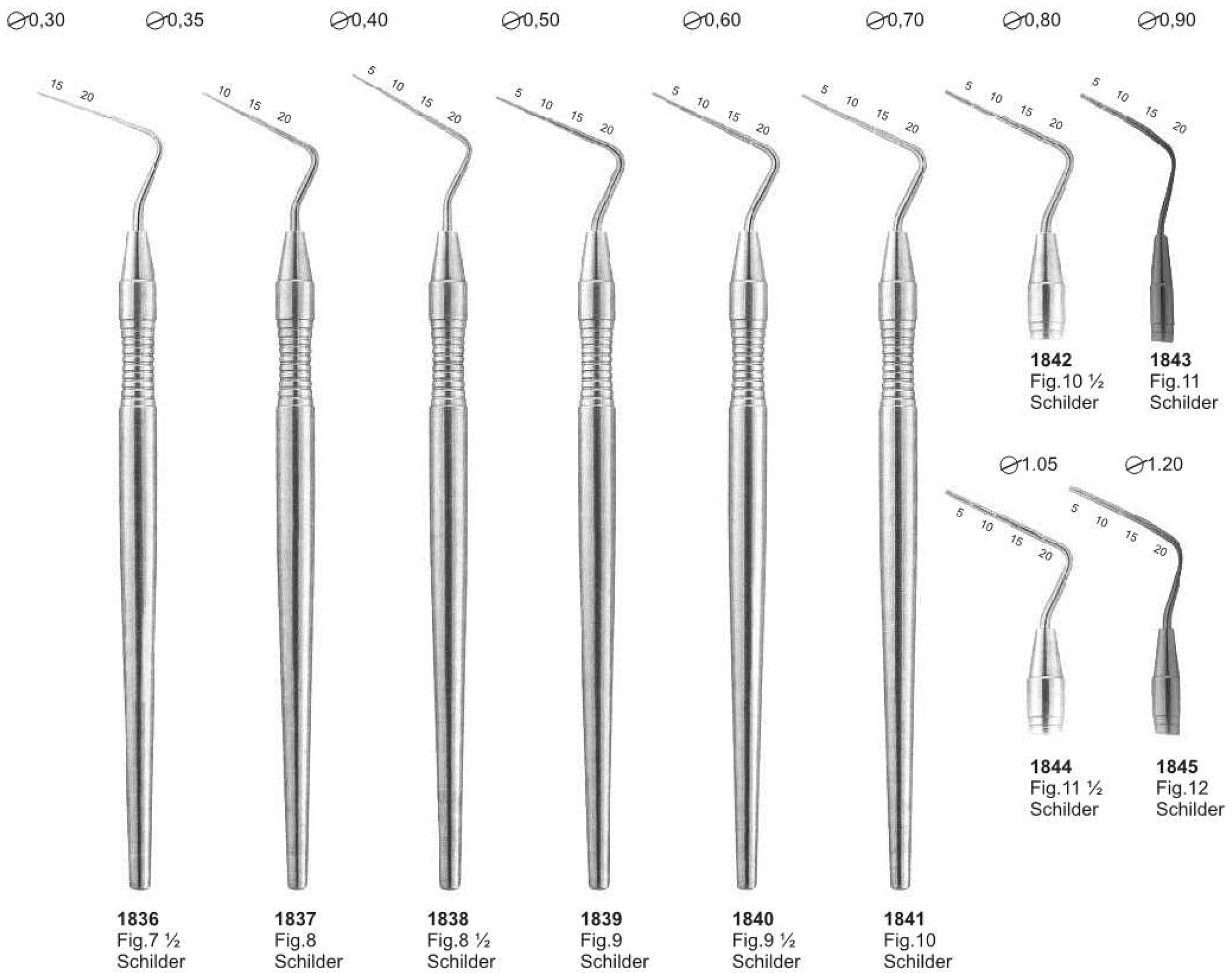

## Root-canal explorers

## Root-canal excavators

**1846**
Fig.6/1

**1847**
Fig.6/17

**1848**
Fig.6/23

**1849**
Fig.31L



**1850**
Fig.32L

**1851**
Fig.33L

1 mm

**1852**
Fig 5

1.2 mm



**1853**
Fig 14

1 mm

**1854**
Fig 17

1.2 mm

**1855**
Fig 18

1.6 mm

**1856**
Fig 19

2 mm

**1857**
Fig 20

1 mm

**1858**
ASH
Fig.243

1,4 mm

**1859**
ASH
Fig.G2

0,8 mm

**1860**
Fig.1

0,8 mm

**1861**
Fig.2

1 mm



**1862**
Fig.11

1 mm

**1863**
Fig.12

1,2 mm

**1864**
Fig.21

1,2 mm



**1865**
Fig.22

1,6 mm



**1866**
Fig.31

1,6 mm



**1867**
Fig.32

2 mm



**1868**
Fig.41

2 mm

**1869**
Fig.42

Plane

**1903**
Fig.6
⌀26 mm

**1904**
Fig.5
⌀24 mm

**1905**
Fig.4
⌀22 mm



**1906**
Fig.4
Rhodium
⌀22 mm

Front surface
mouth mirrors

Set of 5 pieces



**1900**

**1901**



**1902**

Hollow,
stainless
steel

Magnifying

**1907**
Fig.6
⌀26 mm

**1908**
Fig.5
⌀24 mm

**1909**
Fig.4
⌀22 mm

**1910**
Fig.5
Rhodium
⌀24 mm

# Handles for Mouth Mirrors and Mouth Mirrors

**1911**

**1912**

**1913**



**1914**

**1915**

**1916**
Parallelometer
mouth mirror

**1917**
Parallelometer
mouth mirror
+ handle
code 2101

With cone - socket

Plane

**1918**
Fig.5
⌀24 mm

**1919**
Fig.4
⌀22 mm

Magnifying

**1920**
Fig.5
⌀ 24 mm

**1921**
Fig.4
⌀ 22 mm

**1922**
Cone - socket

**1923**
Cone - socket



**1924**
Cone - socket

# Cement Spatulas



# Cement Spatulas



2008



2009





2010



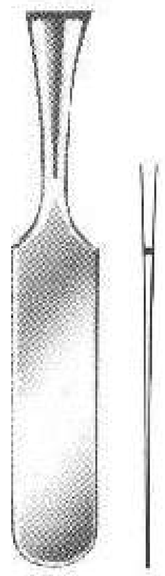

2011



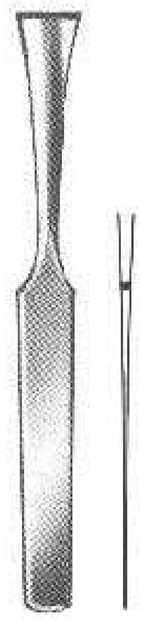

2012



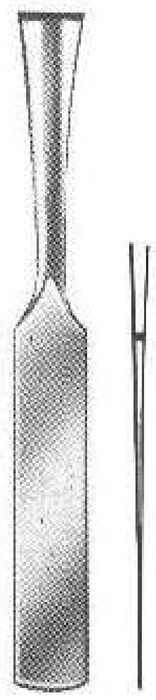

2013

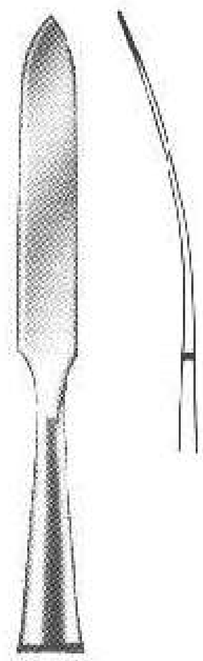

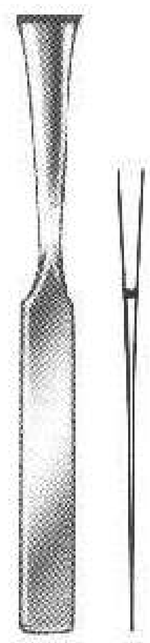

2014

# Spatulas for Plaster and Alginate

Rigid

Flexible

**2100**
Fig. 1
18.5 cm

**2121**
Fig. 2
18 cm

**2122**
Fig. 3
18.5 cm

**2123**
Fig. 4
19.5 cm

**2124**
Fig. 5
21.5 cm

**2125**
Fig. 6
20.5 cm

# Spatulas for Plaster and Alginate

Flexible

Rigid





**2126**
Fig. 7
19.5 cm

**2127**
Fig. 8
20 cm

**2128**
Fig. 9
22.5 cm



**2200**
Mayo-Hegar
16 cm

**2201**
Mayo-Hegar TC
16 cm

**2202**
Mayo-Hegar
18 cm

**2203**
Mayo-Hegar TC
18 cm



**2204**
Mini-Ryder
18 cm

**2205**
Mini-Ryder
15 cm

**2206**
Derf
12 cm

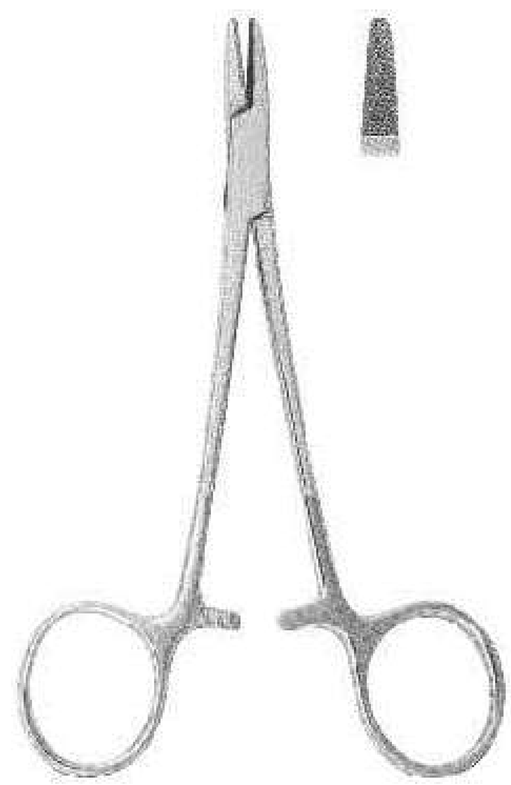

**2207**
Hegar-Baumgarther
14 cm

**2208**
Crile-Wood
15 cm

**2209**
Crile-Wood TC
15 cm

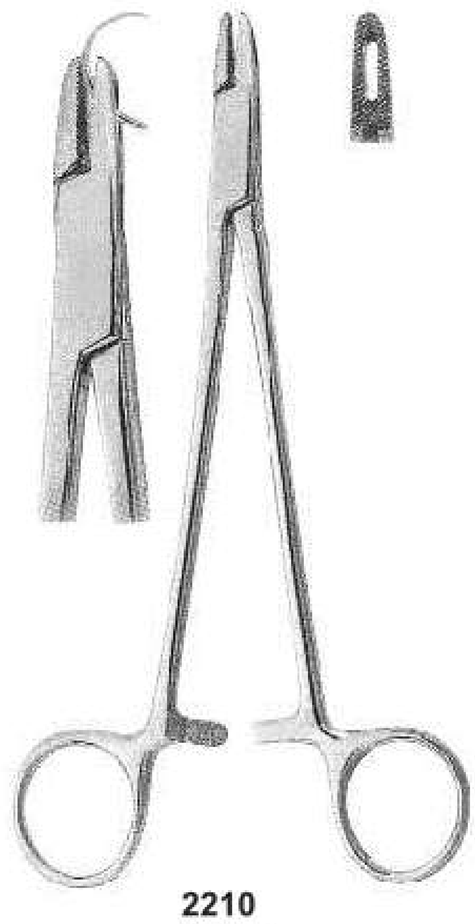

**2210**
Adson
17.5 cm

**2211**
Olsen-Hegar
14 cm

**2212**
Baumgarther
14.5 cm

**2213**
Gillies
16 cm

**2214**
Gillies
16 cm

**2215**
Hegar-Baumgarther
14 cm

**2216**
Toennis
18 cm

**2217**
Toennis
18 cm

**2218**
Lichtenberg
17 cm



**2219**
Lichtenberg
17 cm

**2220**
Eiselberg-Mathieu
19.5 cm

**2221**
Boynton
12 cm

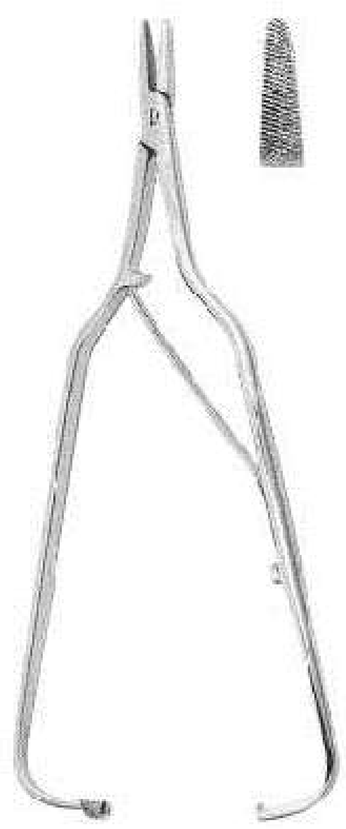

**2222**
Arruga
16 cm

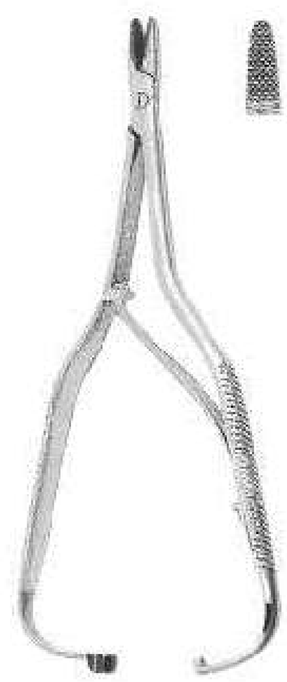

**2223**
Boynton
12 cm

**2224**
Arruga
16 cm

**2225**
Castroviejo
14 cm

**2226**
Castroviejo
14 cm

**2227**
Castroviejo
14/60 cm



**2228**
Castroviejo
18 cm



**2229**
Castroviejo
18 cm



**2230**
Castroviejo
14 cm

**2231**
Castroviejo
14 cm

**2232**
Castroviejo
14/60 cm



**2233**
Castroviejo
18 cm

**2234**
Castroviejo
18 cm

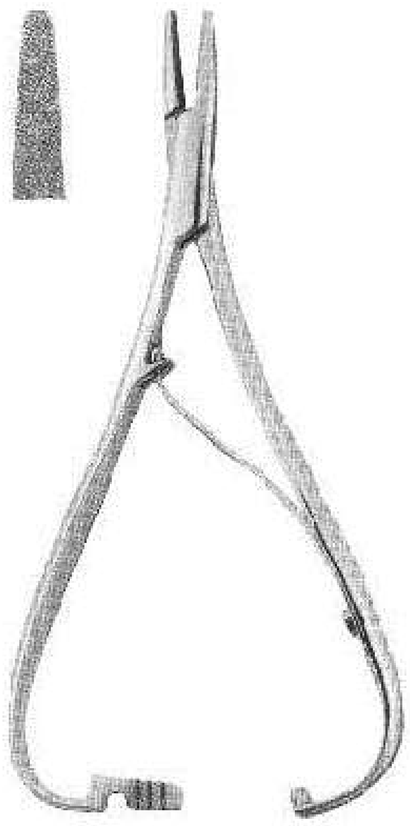

**2235**
Mathieu
14 cm

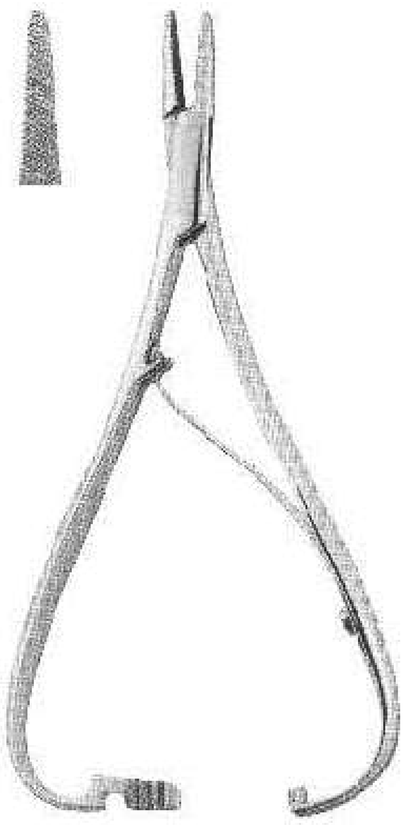

**2236**
Mathieu
14 cm

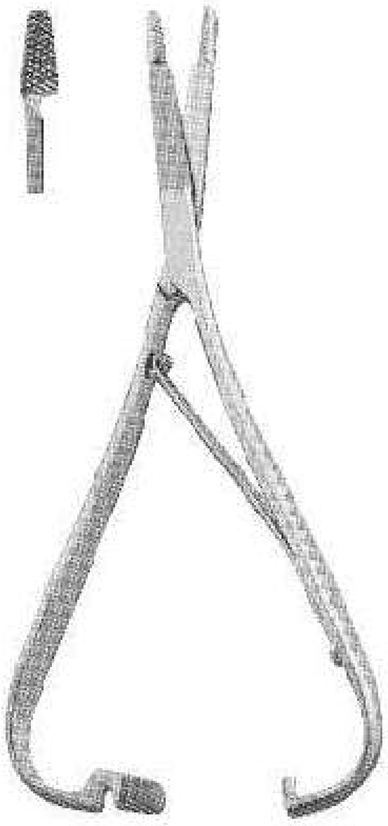

**2237**
Mathieu
14 cm

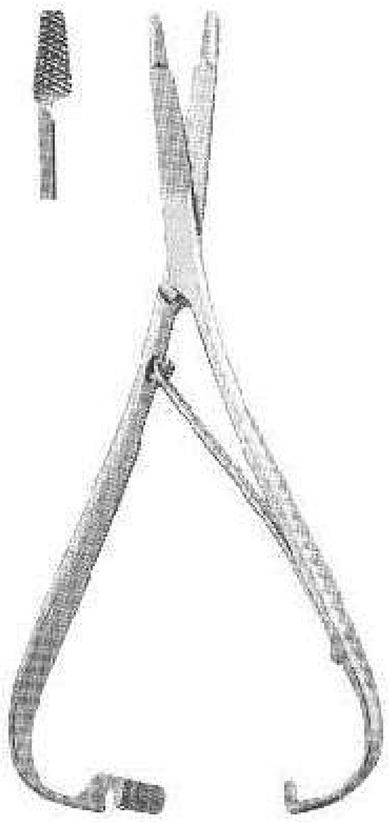

**2238**
Mathieu
14 cm

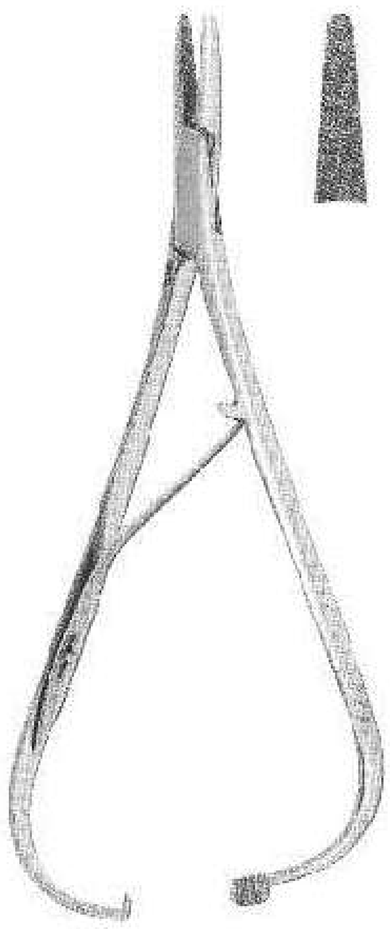

**2239**
Mathieu
17 cm

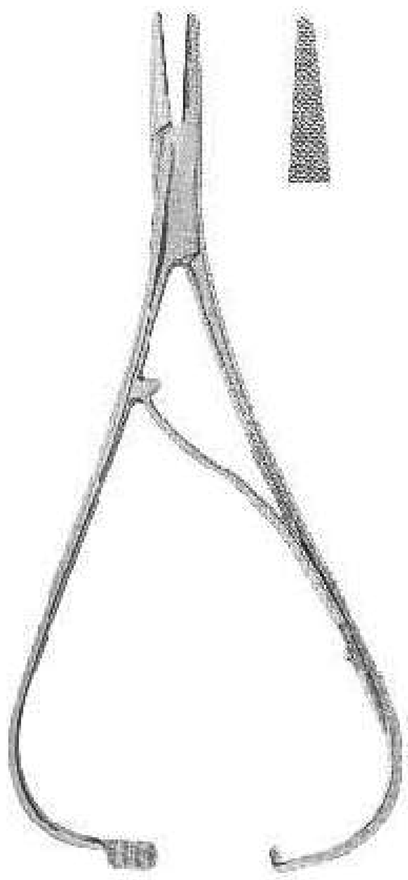

**2240**
Mathieu
17 cm

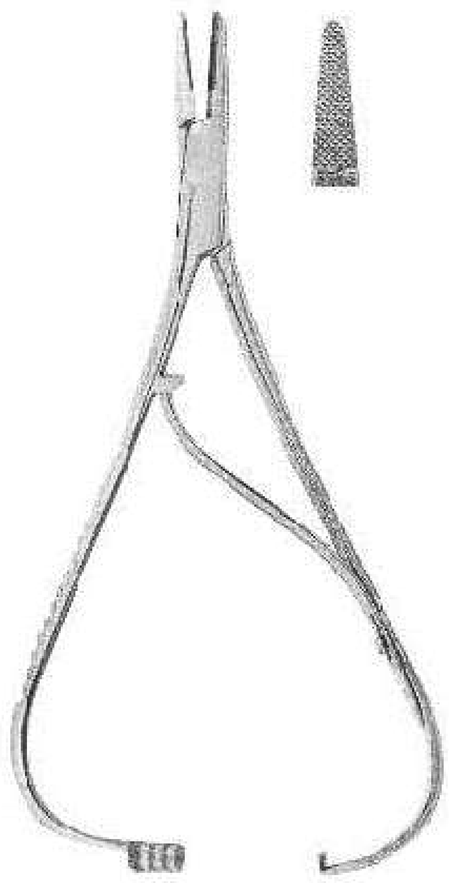

**2241**
Mathieu
14 cm

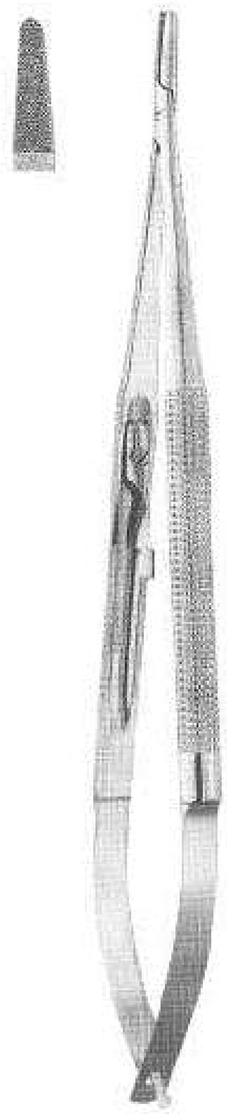

**2242**
Micro-Barraquer
18 cm

# Needle Holders & Stainless Steel Saliva Ejectors

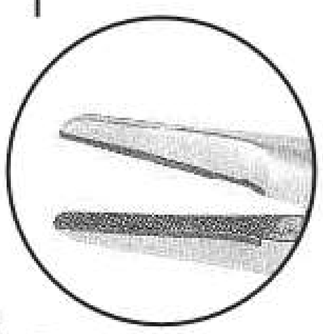

The tips have tungsten carbide inserts for better handling.

**2243**
Mathieu
17 cm

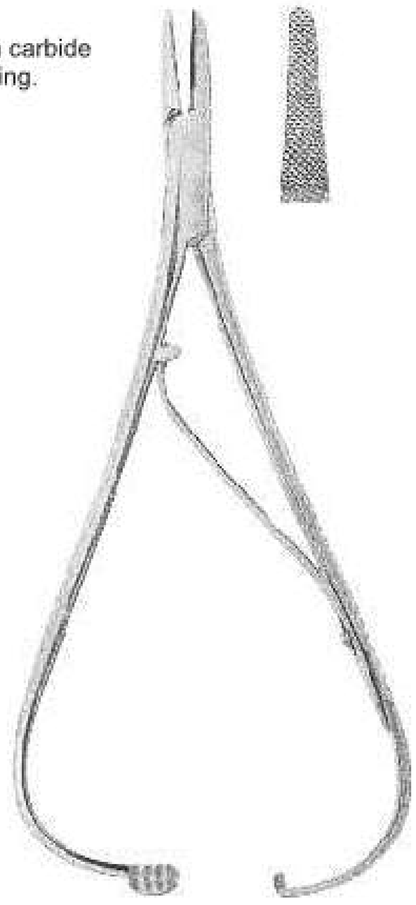

**2244**
Mathieu
17 cm



**2245**
Micro-Barraquer
14 cm

**2246**
Castroviejo
13 cm

**2247**
Castroviejo-Barraquer
13 cm

**2248**
Castrpviejo
13 cm



**2249**
Castrpviejo
13 cm



**2251**
18.03mm,cm

**2252**
18.04mm,cm

**2253**
18.05mm,cm

**2254**
Fig.12FR
Fraizer
15.04mm,cm

**2255**
Fig.10FR
Fraizer
15.03,3mm,cm

**2256**
Fig.8FR
Fraizer
15.02,7mm,cm

**2250**
Fig.6FR
Fraizer
15.02mm,cm

**2303**
Sparrel Barrel with plunger suitable for syringes

**2304**
Cannula, only, with Luer-Lock connector suitable for syringes



**2300**
Water Syringe complete with 1 cannula (Lure-Lock)



**2301**
Water Syringe complete with 1 cannula (Lure-Lock)



**2302**
Metal water syringe, self-filling, with 1 cannula (Lure-Lock)



**2305**
Aspirating Syringe



**2306**
Position Gauge



**2307**
Breech Loading Syringe



**2308**
Aspirating & Breech Syringe



**2309**
Band Adaptor

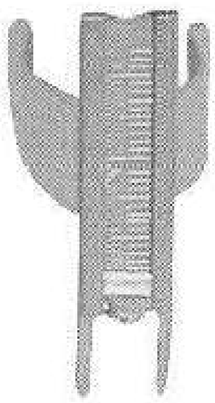

**2310**
Endo Finger Ruler
With Adjustable Slide



**2311**
Aspiraing Syringe

# Dental Syringes



2312

2313

2314

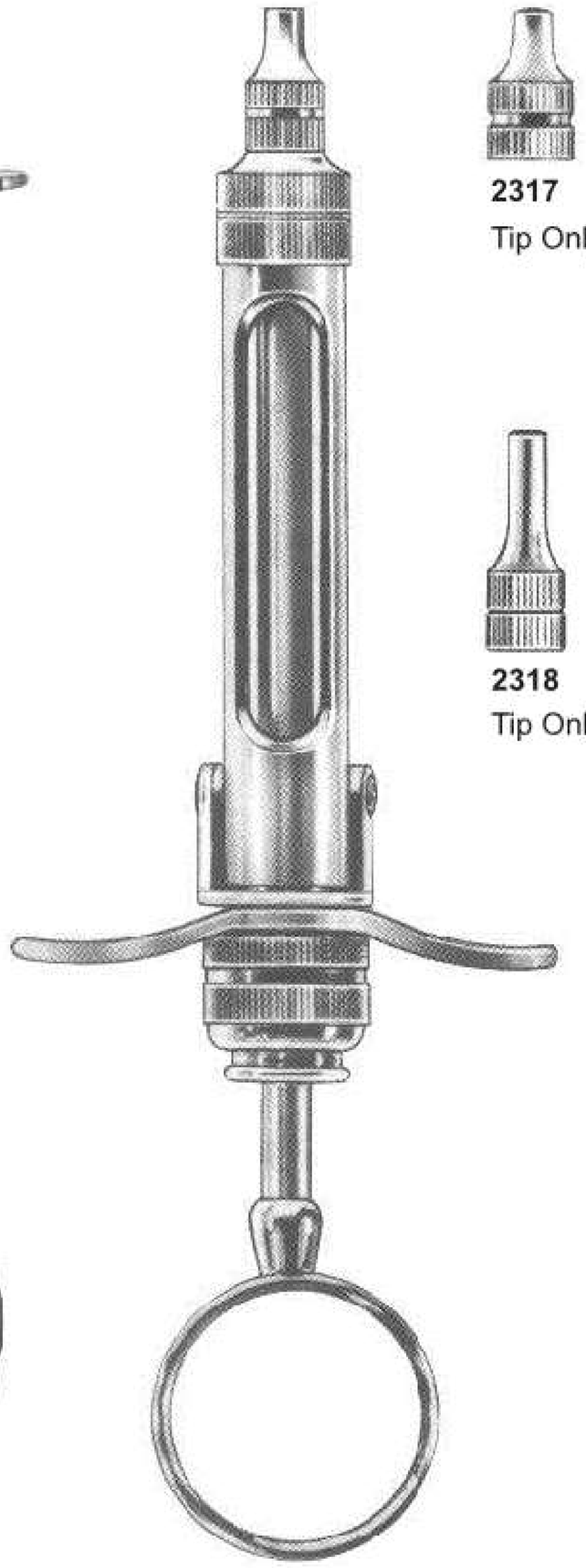

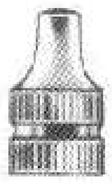

2317
Tip Only, short



2318
Tip Only, long

2319

2320

2315 1,8 ml
2316 2,2 ml

Cartridge Syringe complete
With 2 tips and without needles

2321

# Intra-Ligamental Syringes & Dental Syringes

**2322**
Cork screw tip

**2323**
Cork screw tip



**2324**
Folding type, cork screw tip

**2325**
Folding type, cork screw tip

**2326**

**2330**
Autoclavable Plastic Protection sleeve

**2327**
Cork screw tip

**2328**
Spare cap with metric thread

**2329**
With Whitworth thread

**2331**
Brass syringe with stainless steel moving parts



**2332**
Brass syringe with stainless steel moving parts

# Dental Tweezers





smooth

**2400**
College
15 cm



serrated

**2401**
College
15 cm



smooth

**2402**
College
15 cm





serrated

**2403**
College
15 cm





smooth

**2404**
College
15 cm





serrated

**2405**
College
15 cm

smooth

**2406**
College
15 cm



serrated

**2407**
College
15 cm

# Dental Tweezers

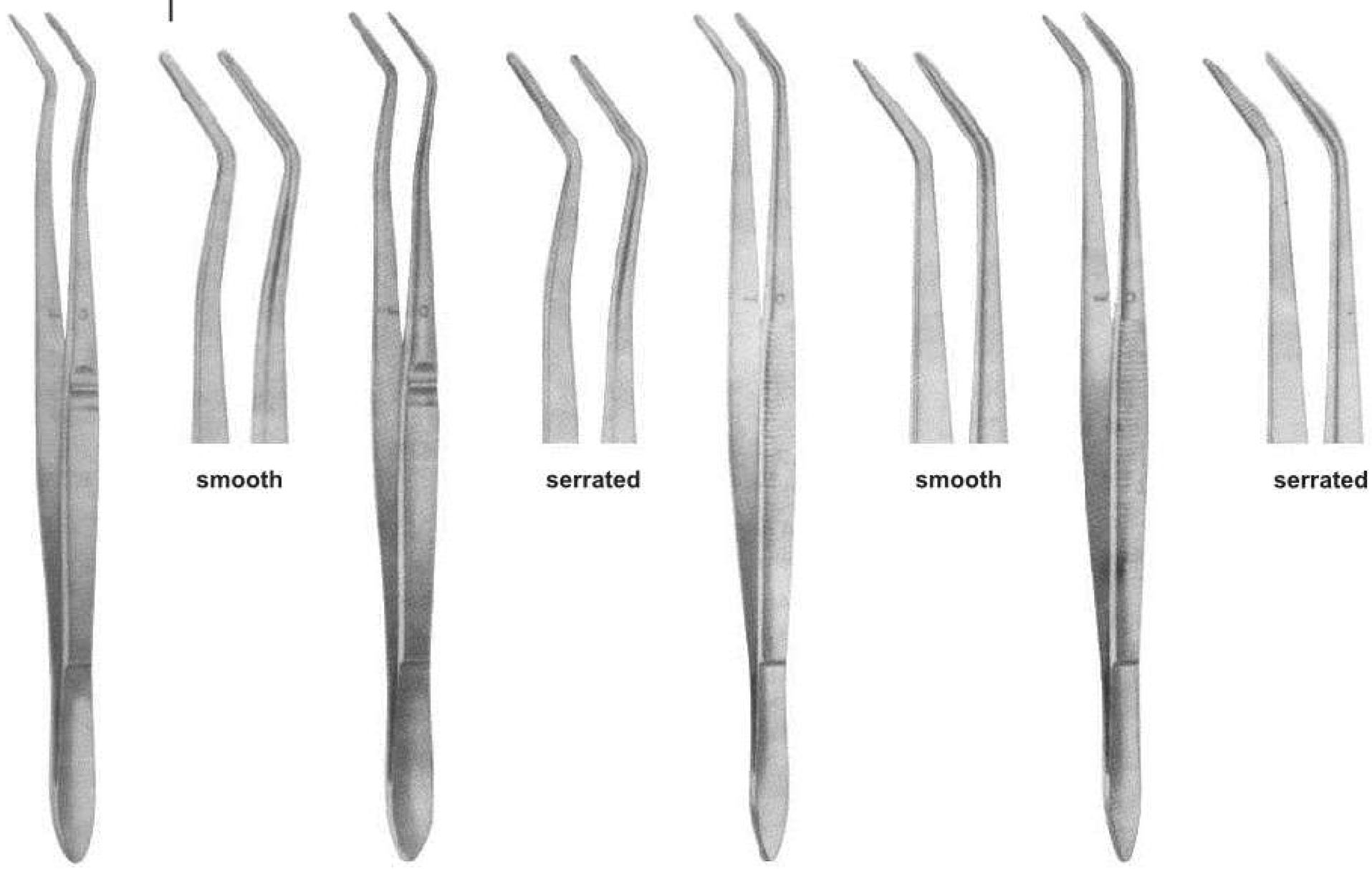


**2408**
Meriam
16 cm

**2409**
Meriam
16 cm

**2410**
Meriam
16 cm

**2411**
Meriam
16 cm

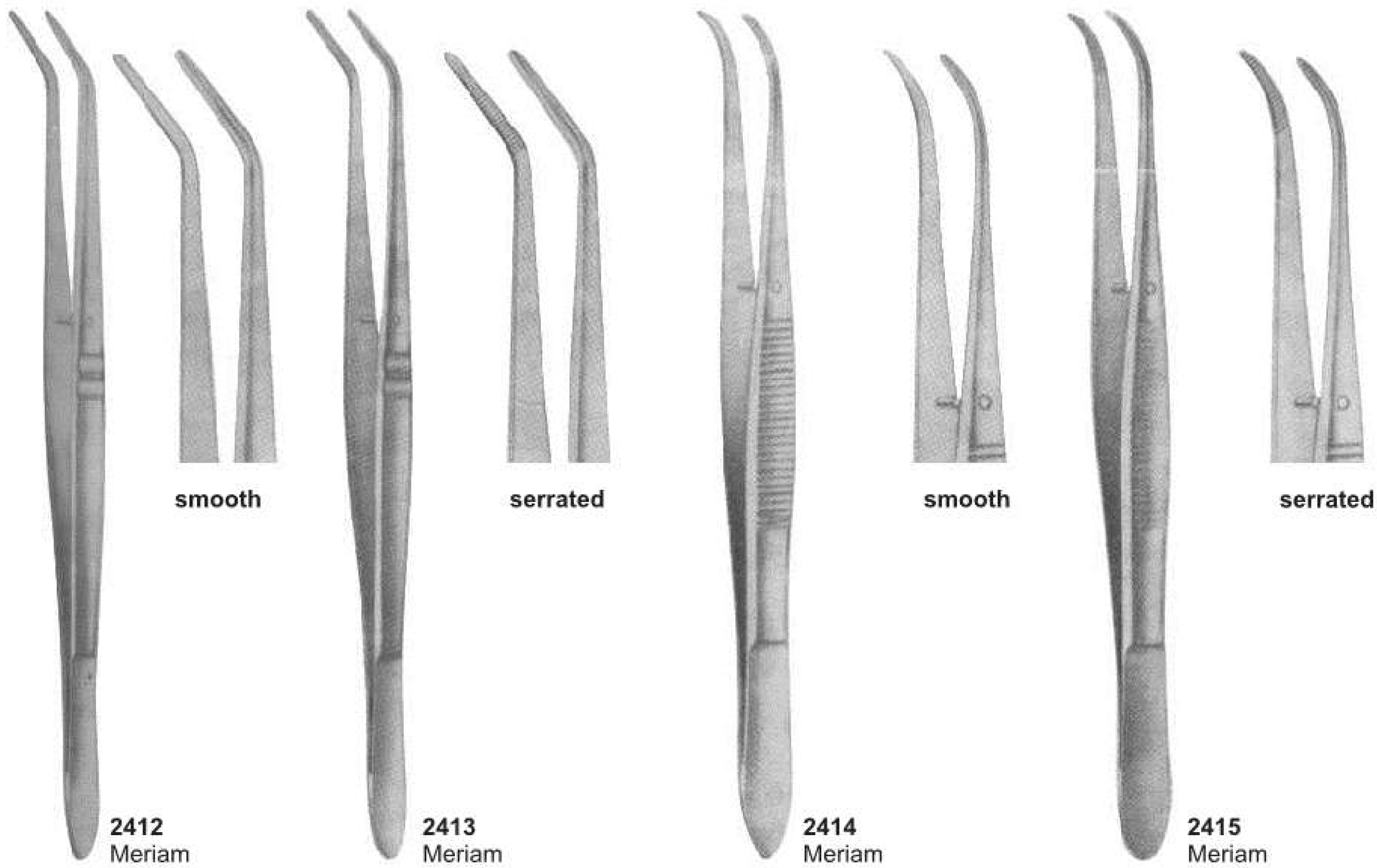


**2412**
Meriam
16 cm

**2413**
Meriam
16 cm

**2414**
Meriam
16 cm

**2415**
Meriam
16 cm

# Dental Tweezers




**2416**
College
14.5 cm, 5 3/4"

**2417**
Flagg
16 cm, 6 1/4"

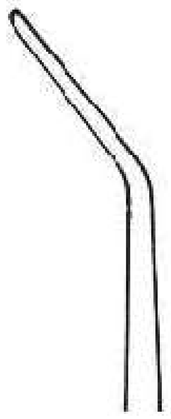


**2418**
Flagg
16 cm, 6 1/4"




**2419**
Landgraf
15 cm, 6"






**2420**
15,5 cm, 6 1/8"

**2421**
15.5 cm, 6 1/8"



**2422**
London-College
15 cm, 6"



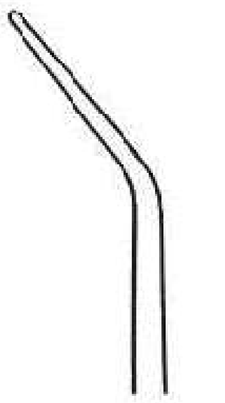


**2423**
London-College
15 cm, 6"



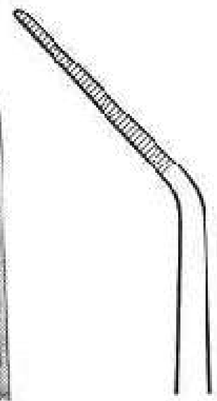


**2424**
London-College
15 cm, 6"



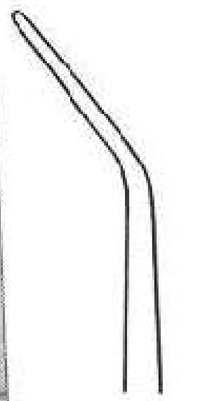


**2425**
London-College
15 cm, 6"

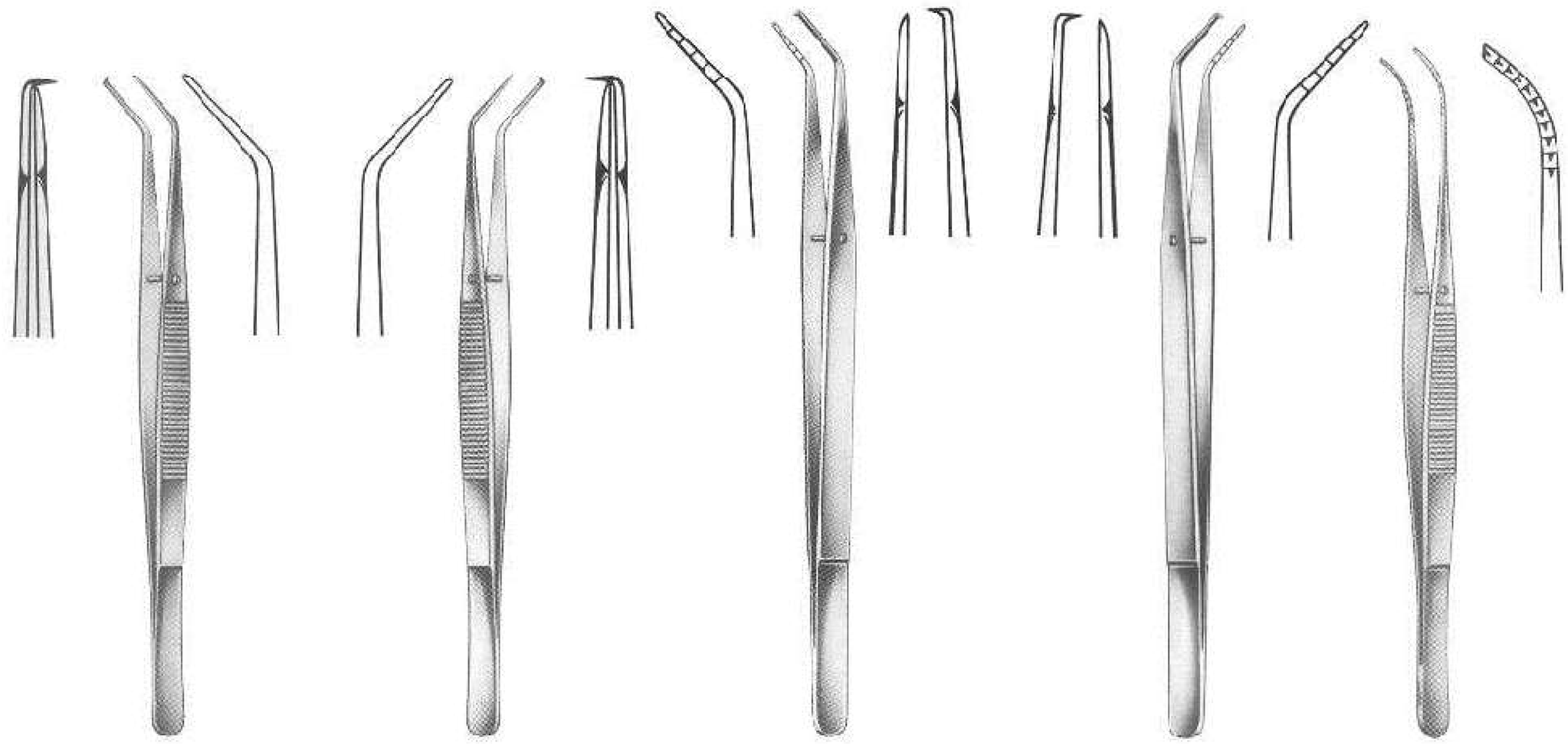

**2426**
CK1
15 cm, 6"

**2427**
CK2
15 cm, 6"

**2428**
GF2
16 cm, 6 1/4"

**2429**
Gf1
16 cm, 6 1/4"

**2430**
Kopp
15.5 cm, 6 1/8

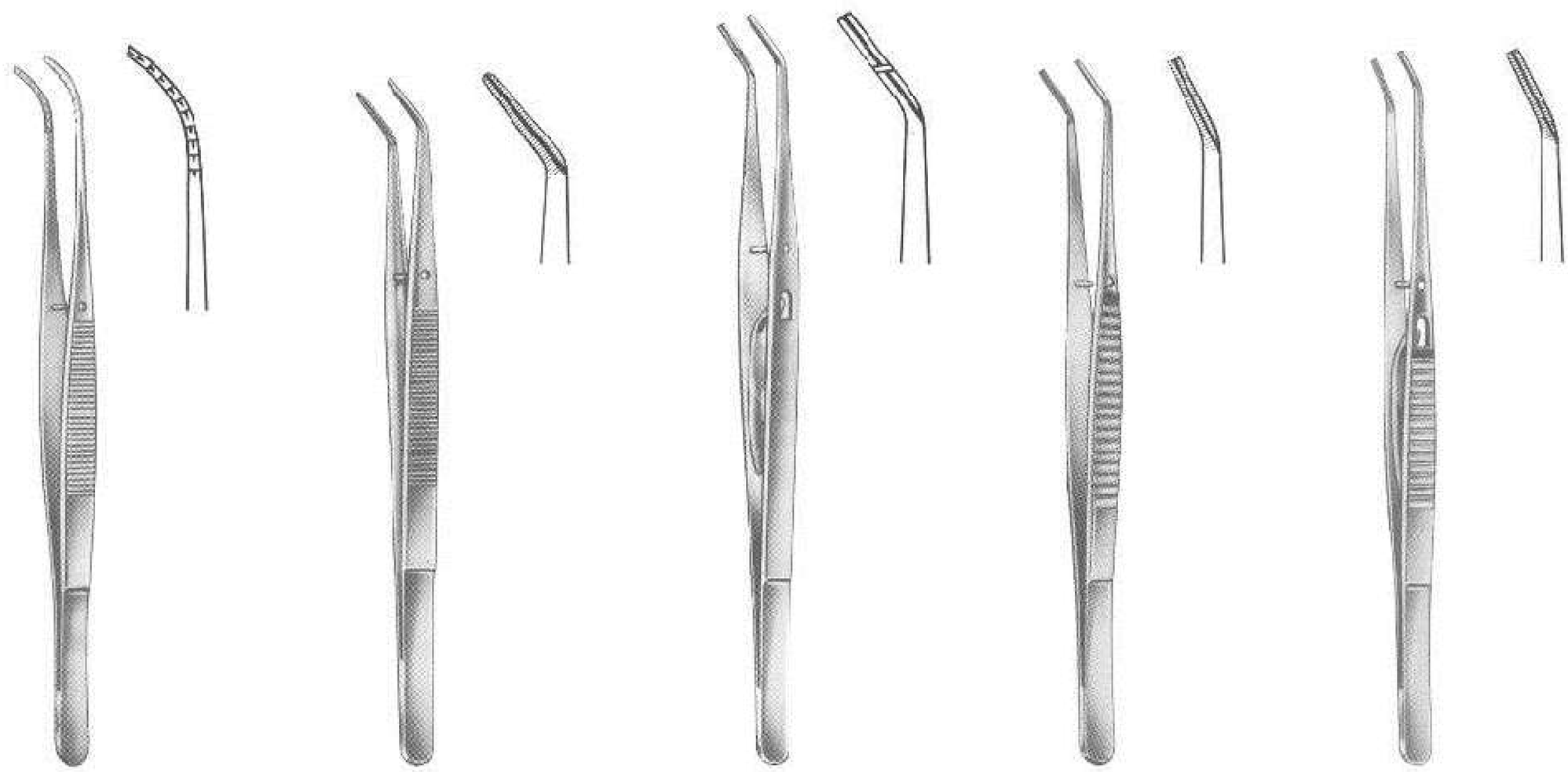

**2431**
Kopp
15.5 cm, 6 1/8

**2432**
15 cm, 6"

**2433**
16.5 cm, 6 1/2"

**2434**
15.5 cm, 6 1/8"

**2435**
15.5 cm, 6 1/8"



**2436**
London-College
15 cm, 6"

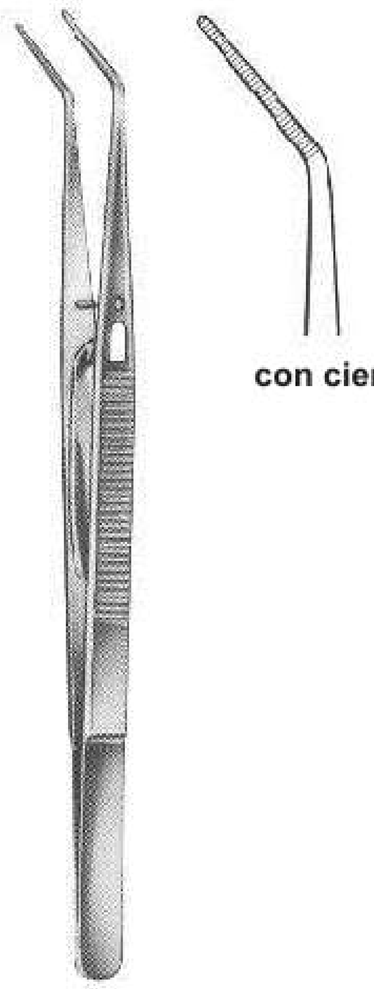


**2437**
London-College
15 cm, 6"

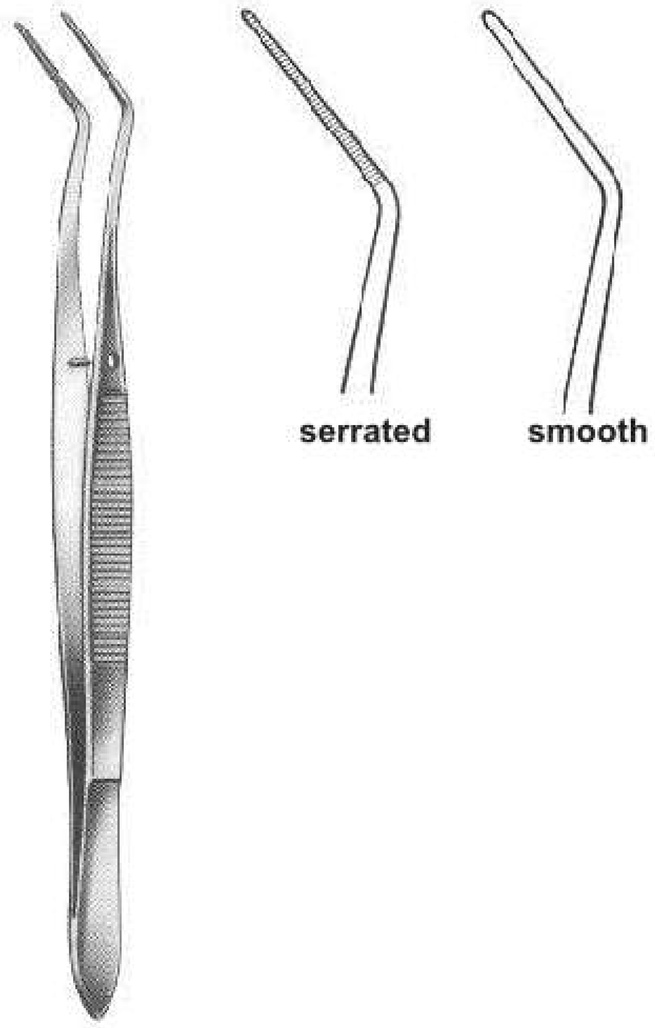


**2438**
Meriam
16 cm, 6 1/4"

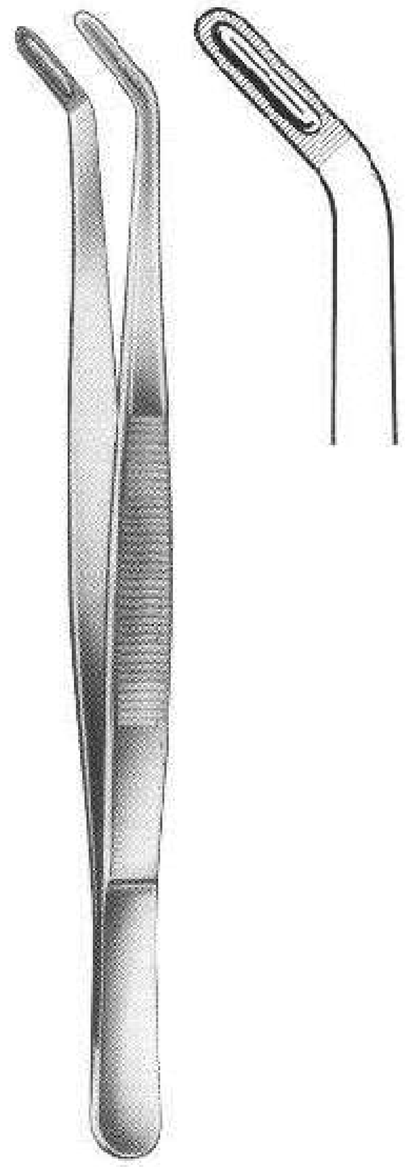

**2439**
Allen
18 cm, 7 1/8"



**2440**
Albrecht
16 cm, 6 1/4"



**2441**
Albrecht
16 cm, 6 1/4"

**2442**
16 cm, 6 1/4"

**2443**
16 cm, 6 1/4"

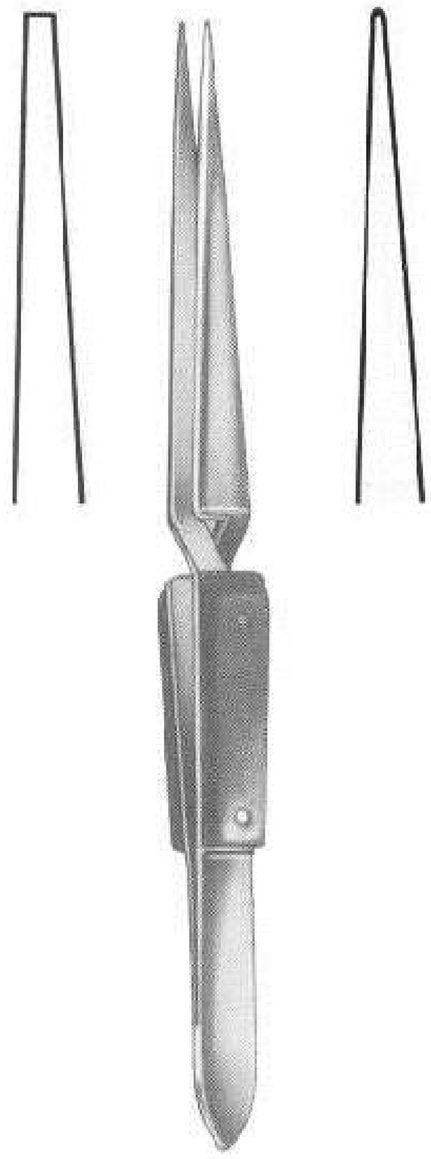

**2444**
16 cm, 6 1/4"

# Rubber Dam Clamp Forceps

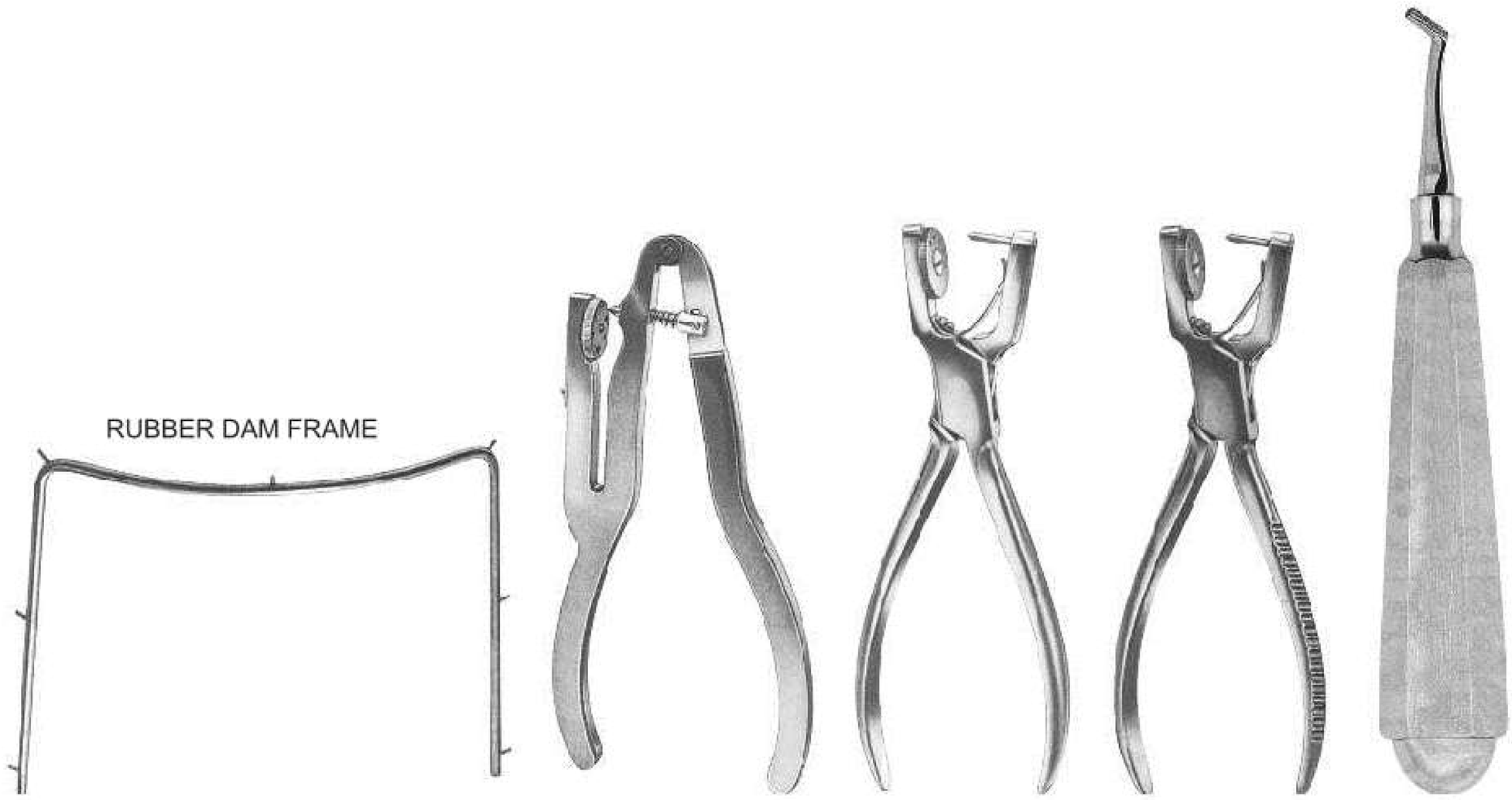


**2500**
Young
105x95 Inox

**2501**
Ivory
160 mm

**2502**
Ainsworth
170 mm

**2503**
Ainsworth
170 mm

**2504**
Mershan
140 mm

## CLAMPS ( PLIERS )

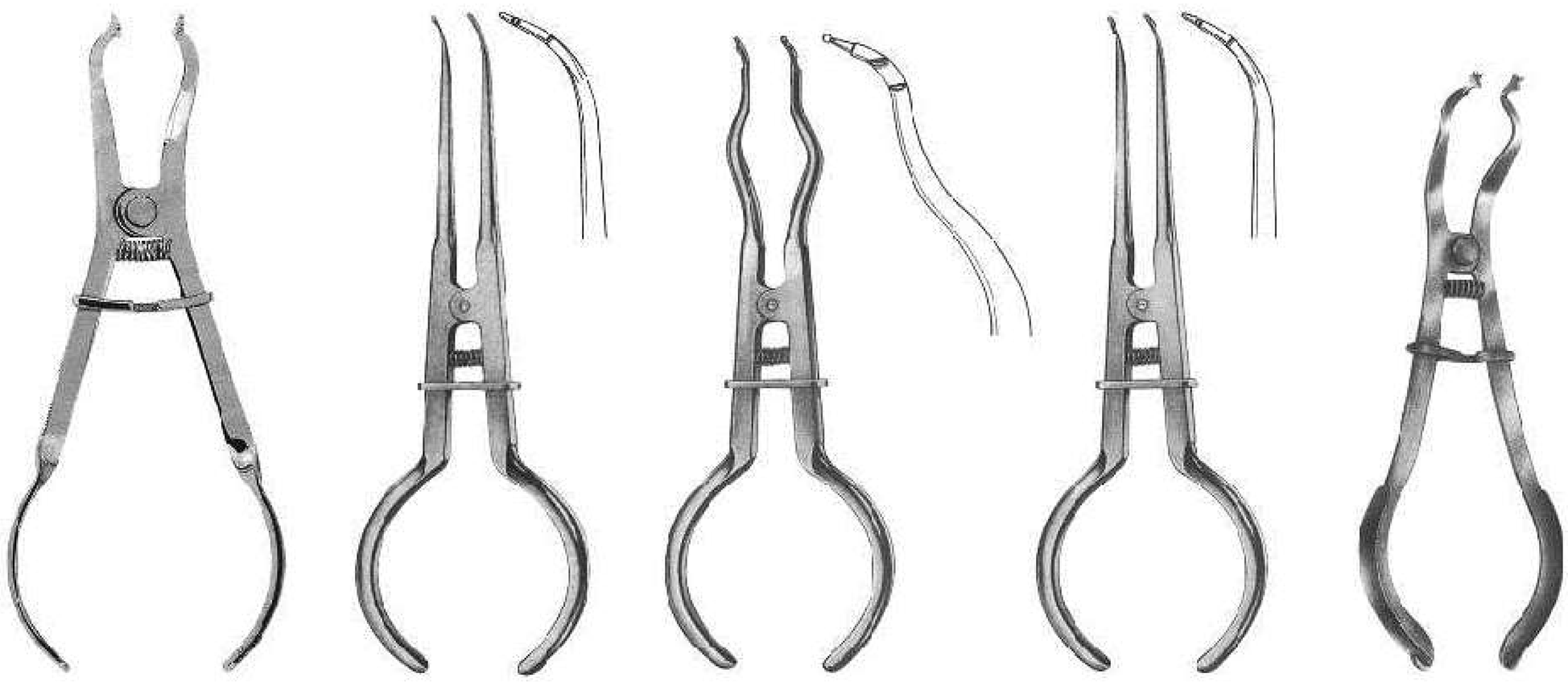

**2505**
Irory light weight
170 mm

**2506**
Brewer
175 mm

**2507**
Brewer
175 mm

**2508**
White
175 mm

**2509**
Ivory
170 mm

# Rubber Dam Clamps

## Anterior



**2510 - 9**
Winged
Labial Clamp

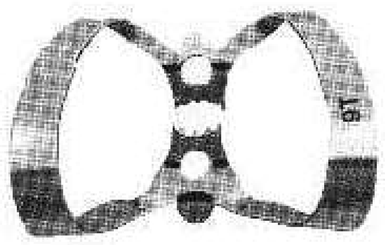


**2511 - 9T**
Winged
Edged Labial Clamp

**2512 - 212**
Winged
Cervical Clamp






**2513 - 210**
Winged
Labial Clamp

## Premolars

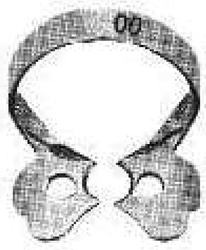


**2514 - 00**
Winged

**2515 - 0**
Winged

**2516 - WO**
Wingless

**For Small Teeth, Elongated or With Narrow Collars**






**2517 - 1**
Winged

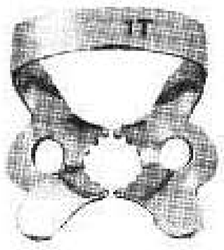


**2518 - 1T**
Winged

**2519 - W1**
Wingless

**For General Use With Adjustable Jaws According To Gingival Line Shapes**

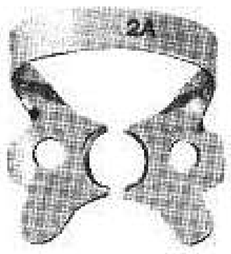


**2520 - 2A**
Winged

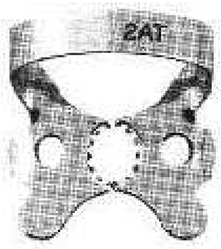


**2521 - 2AT**
Edged, Winged

**2522 - W2A**
Wingless

**For Premolars, With Elongated Collar**

**2523 - 2**
Winged

**2524 - 2T**
Edged, Winged

**2525 - W2**
Wingless

**For Premolars, With Elongated Collar**

**2526 - 29**
Wingless

**2527 - 60**
Wingless

# Rubber Dam Clamps



**2528 - 3**
Winged

**2529 - W3**
Wingless




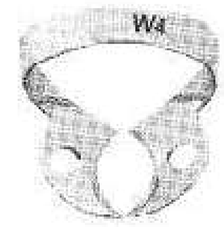


**2530 - 4**
Winged

**2531 - W4**
Wingless

**For Small Lower Molars**

**For Small Lower Molars With Round clamps**

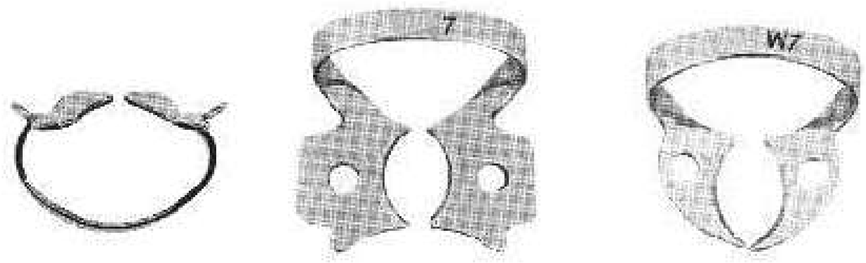


**2532 - 7**
Winged

**2533 - W7**
Wingless

**2534 - 8**
Winged

**2535 - W8**
Wingless

**For Square Lower Molars**

**For Round Upper Molars**

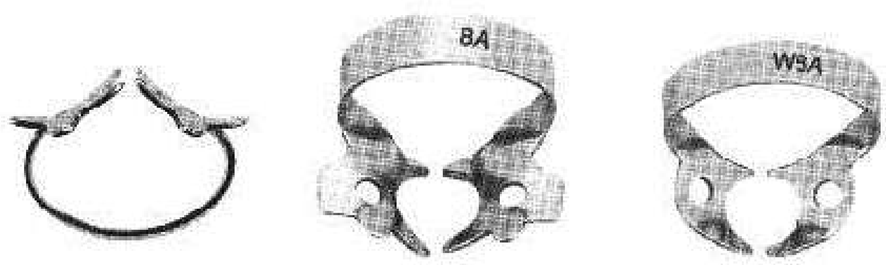


**2536 - 8A**
Winged

**2537 - W8A**
Wingless

**2538 - 12A**
Winged

**2539 - 13A**
Wingless

**For Molar Roots**

**For Partially Broken Molars**

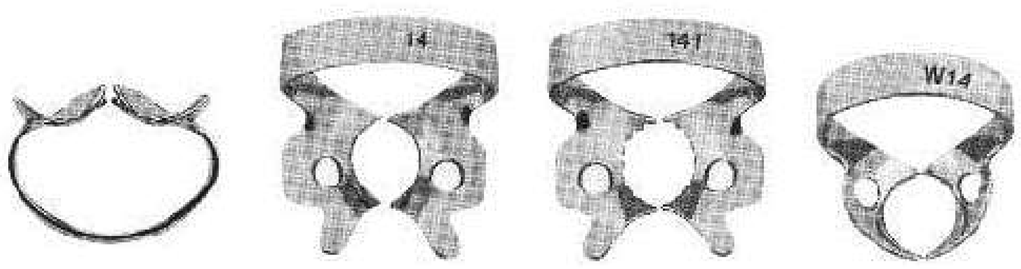


**2540 - 14**
Winged

**2541 - 14T**
Edged Winged

**2542 - W14**
Wingless

**2543 - 14A**
Winged

**2544 - W14A**
Wingless

**For Round Molars, Partially Broken, Undersized or Inclined**

**2545 - 26**
Wingless

**2246 - 51**
Wingless

**2547 - 202**
Winged

**2548 - 205**
Winged

# Matrix Retainers and Matrix Bands

**2600**
Ivory
63mm

**2601-1**
Tofflemire-Universal

**2602-2**
Tofflemire-Junior



**2603-3**
Tofflemire-Senior

**2604-5**
Ivory 8
5 mm

**2605-6**
Ivory 8
6 mm



**2606**
Ivory 8
7 mm

**2607**
Ivory 8 N



**2608**
Didner 8 P

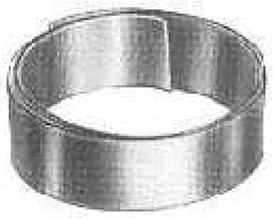

**2609**

1750-5 mm x 100 cm
1750-6 mm x 100 cm
1750-7 mm x 100 cm

**2610-7**



**2611-8**



**2612-9**

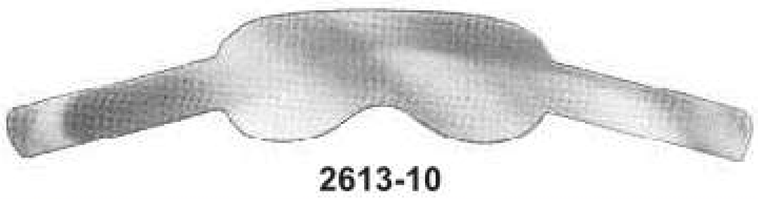

**2613-10**

**For Molars and Premolars**



**2614-11**



**2615-12**



**2616-13**

2617
Molar
Fig 7

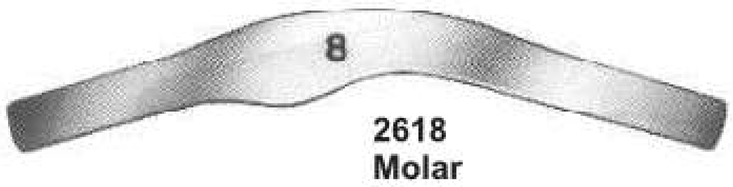


2618
Molar
Fig 8

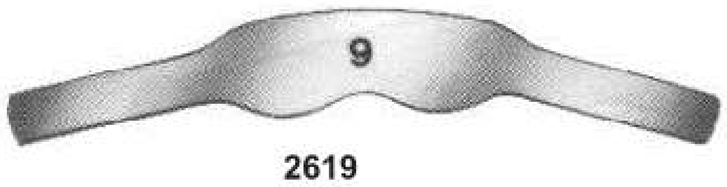


2619
Molar
Fig 9

2620
Molar
Fig 10

2621
Tofflemire

2622
Tofflemire




2623
Tofflemire

2624
Bicuspids

2625
Bicuspids

2626
Bicuspids

2627
Bicuspids

2628
Bicuspids

2629
Bicuspids

2633

2630
Molar

2631
Molar

2632
Molars

# Dental Crown Removers

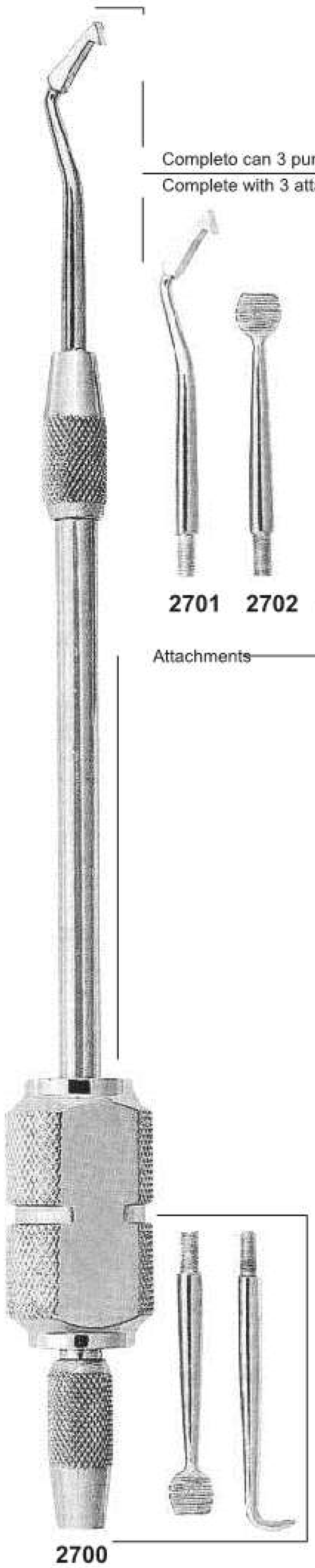

Completo can 3 punte
Complete with 3 attachments

2701 2702 2703

Attachments

2700




2704
Crowm Spreader, Crown Remove.
Special instrument for crown spreading after separating,simple and safe operation.

Complete with 2 attachments

2706 2707

Attachments

2705

2708

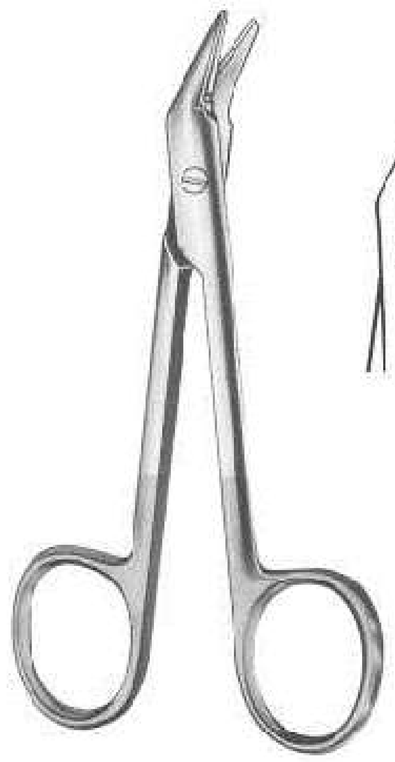

Universal "HM"
12 cm,4 3/4"

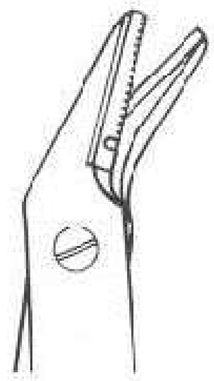

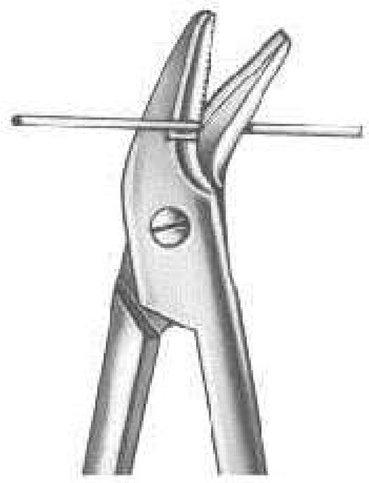

**2709**

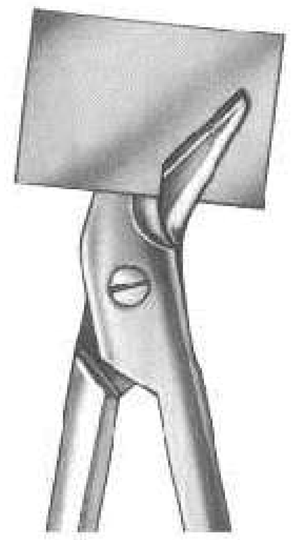

**2710**

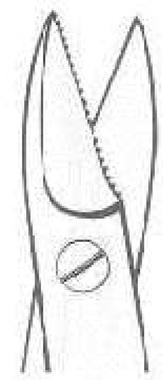

**2711**
Beebee
10,5 cm,4 1/8"

**2712**
Mershon

**2713**
Morell

**2714**
Morell

**2715**
Morell

**2716**
Morell

**2717**
Treymann



**2718**
Automatic Crown Remover
With 2 Points

**2719**

**2720**

# Amalgum Guns and Carriers

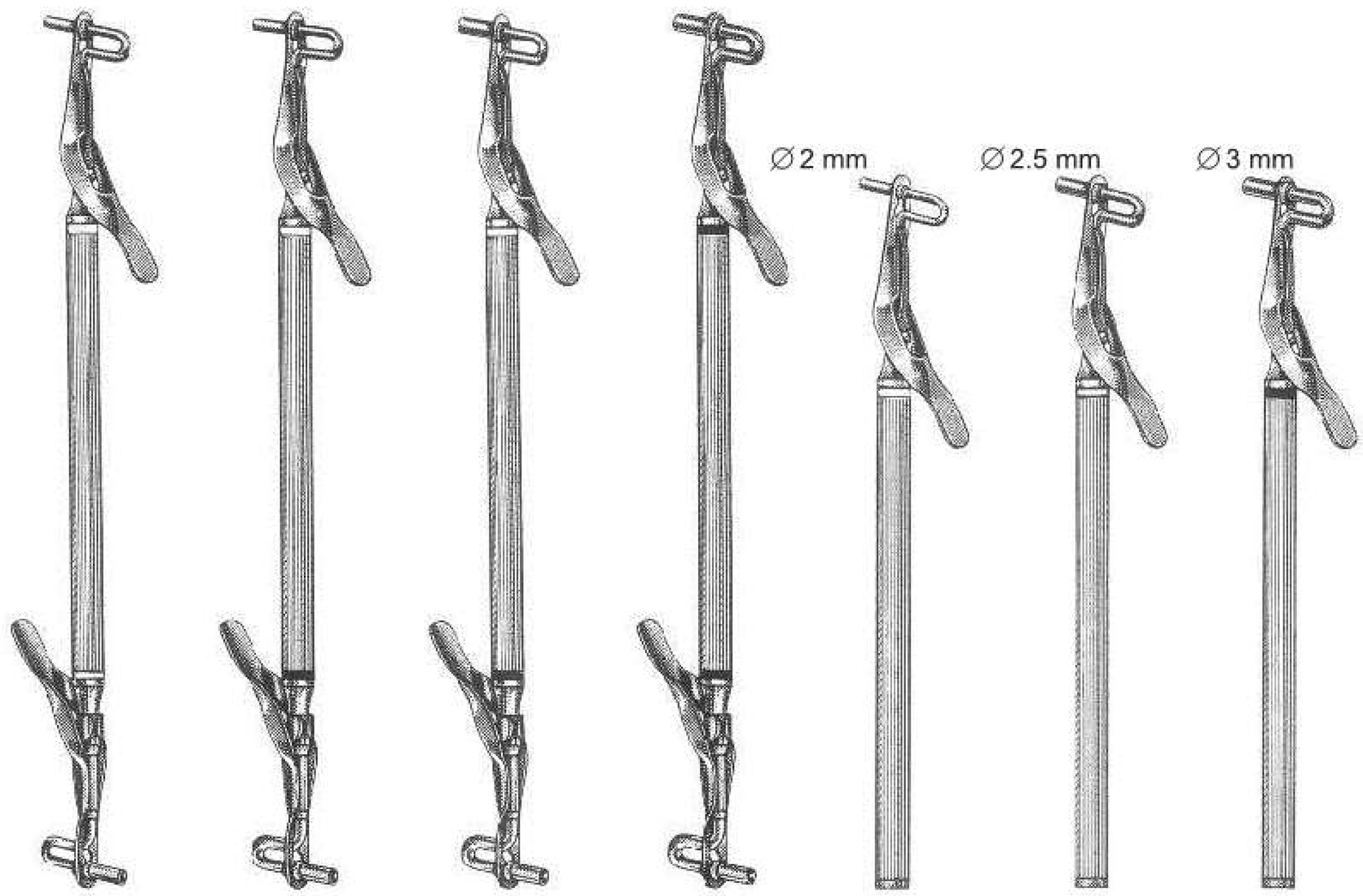


**2800**
Medium-Large
20 cm

**2801**
Medium-Jumbo
20 cm

**2802**
Large-Jumbo
20 cm

**2803**
Jumbo-Jumbo
20 cm

**2804**
Medium
15.5 cm

**2805**
Large
15.5 cm

**2806**
Jumbo
15.5 cm




**2807**
Straight
15 cm

**2808**
15 cm

**2809**
15 cm

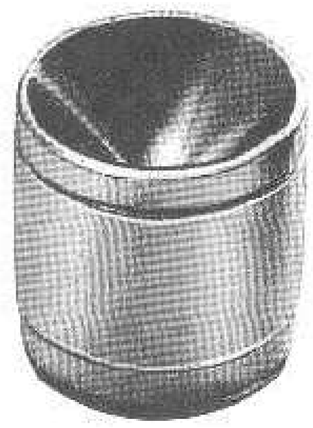

**2810**
Amalgam Well
Non Skid Base
∅3.5 mm

# Copper Ring Romoving Pliers, Paper Articulater Forceps

Copper ring removing pliers

**2900**
Bohm
11,5 cm

**2901**
Bohm
14,5 cm

**2902**
Furrer
16 cm

**2903**
Furrer
16 cm

**2904**
Miller
15 cm

**2905**
Miller
15 cm

**2906**
Kelly
14 cm

**2907**
Halstead-Mosquito
12 cm

**2908**
Micro-Mosquito
10 cm

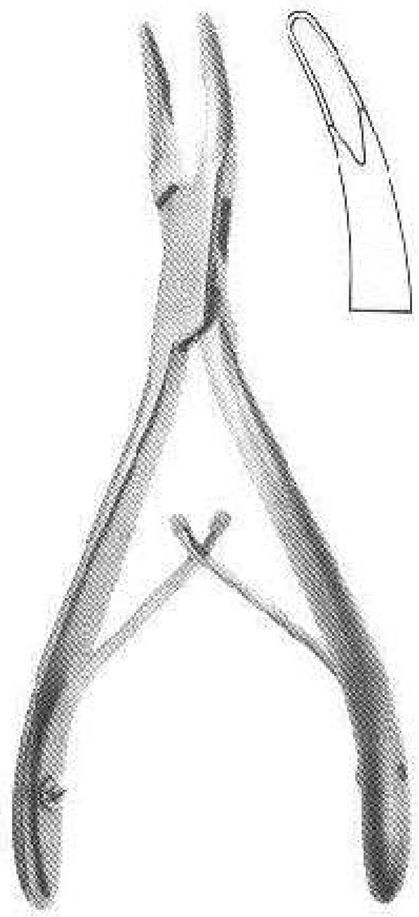

**3000**
Friedmann
14 cm, 5 1/2"

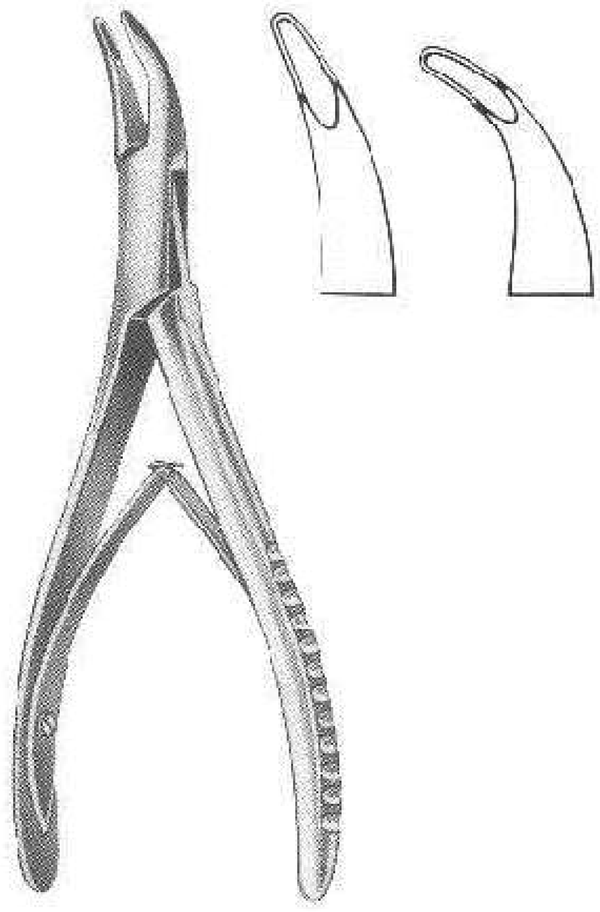

**3001**
14 cm, 5 1/2"

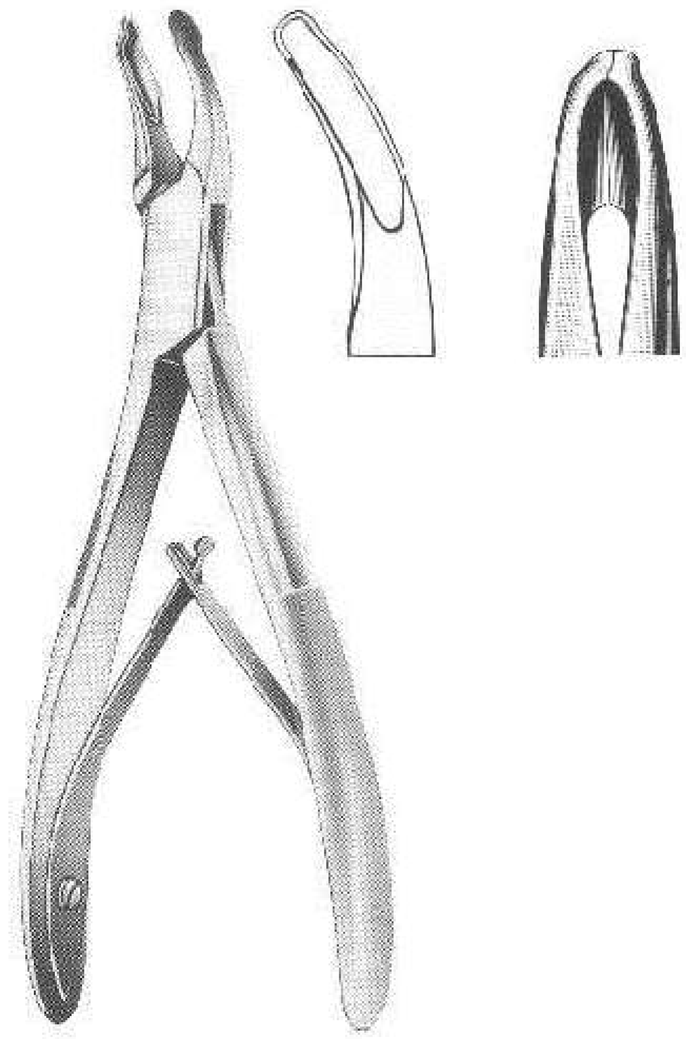

**3002**
Mead
14 cm, 5 1/2"

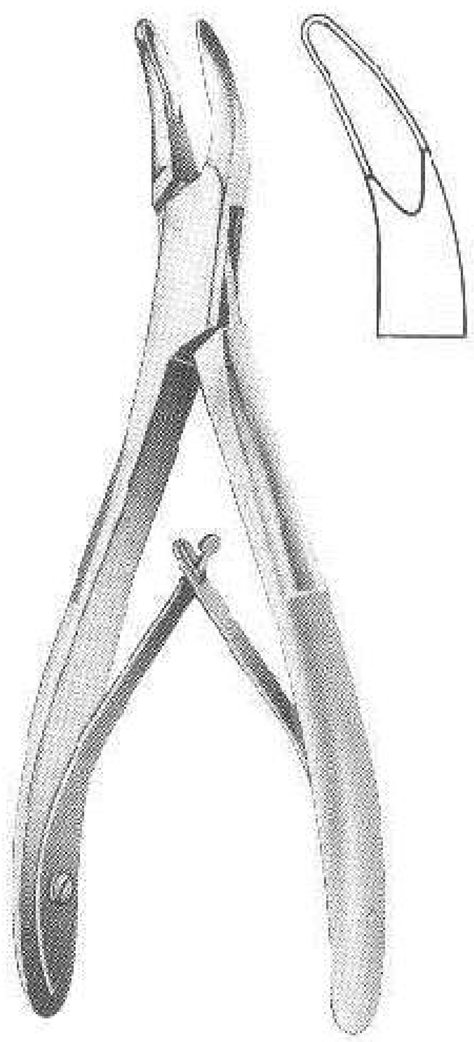

**3003**
Mead
14 cm, 5 1/2"

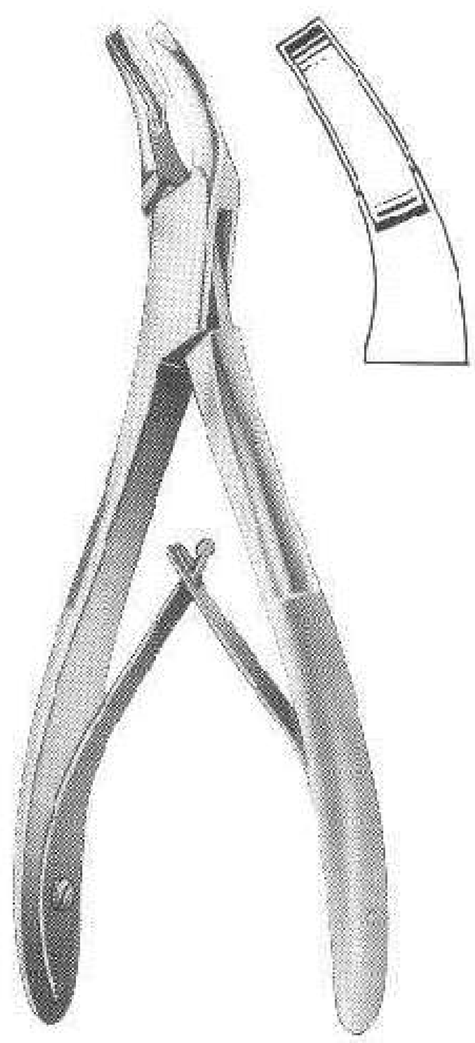

**3004**
Mead
17 cm, 6 3/4"

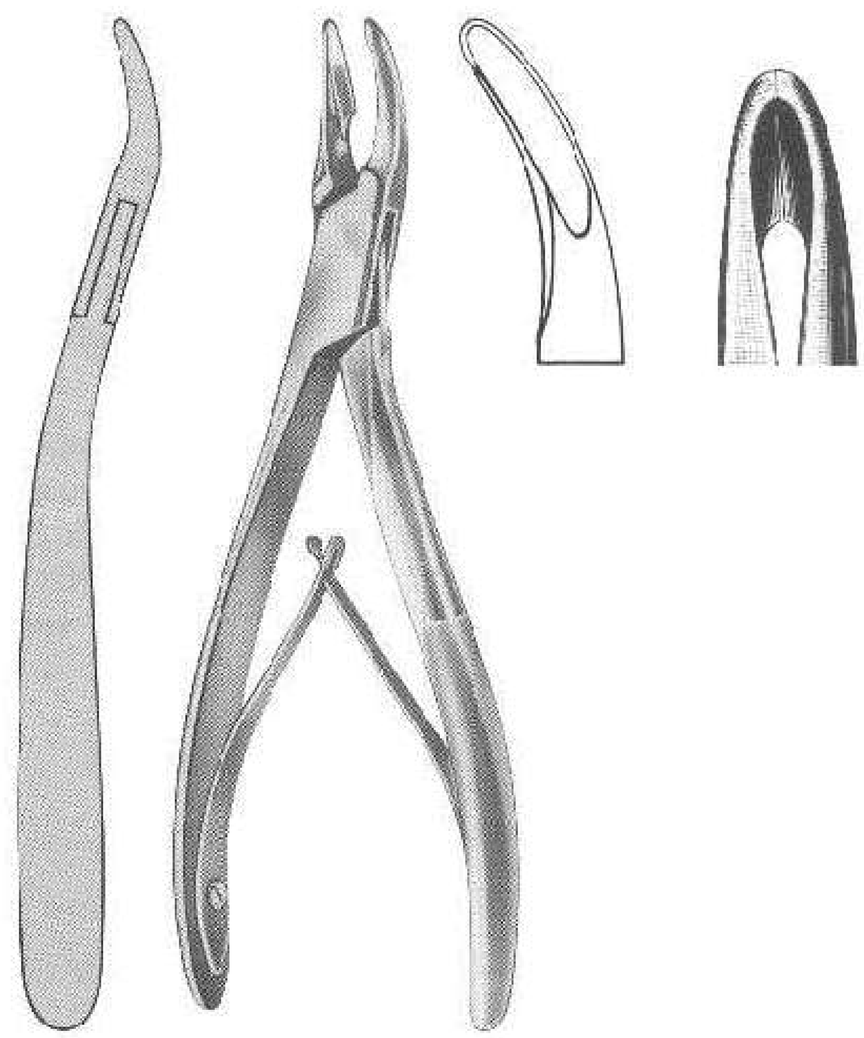

**3005**
Schell
17 cm, 6 3/4"

**3006**
Luer
15 cm



**3007**
Friedman
14 cm

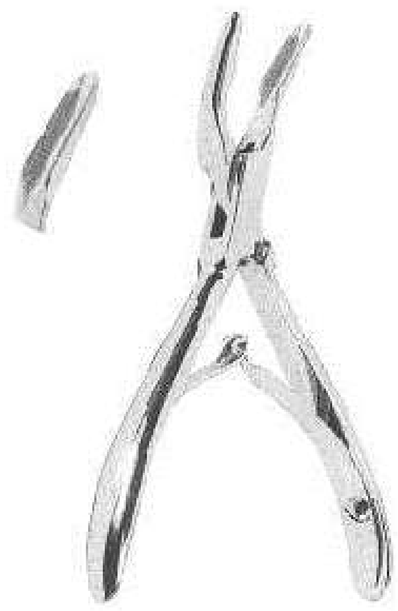

**3008**
Mini Friedman
12 cm

**3009**
Goldman-Fax
10 cm

**3010**
Blumenthal
15 cm

**3011**
Blumenthal 45
14,5 cm

**3012**
Blumenthal 90
14 cm



**3013**
Bohler
15 cm

**3014**
Kerrison
15 cm

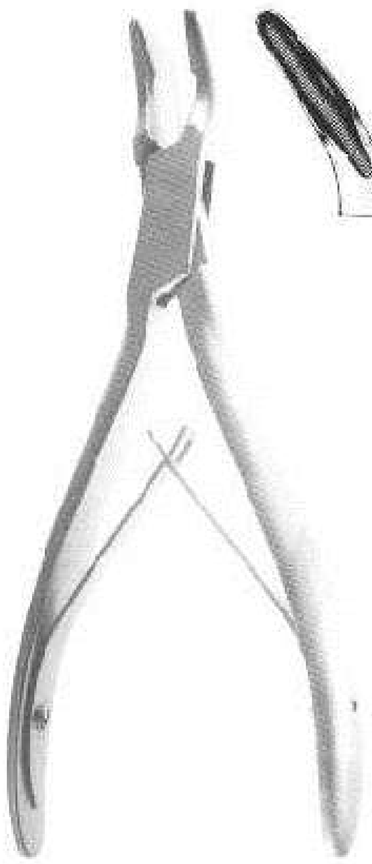

**3015**
Blumenthal
16 cm, 6 1/4"



**3016**
Blumenthal
16 cm, 6 1/4"

**3017**
Blumenthal
16 cm, 6 1/4"

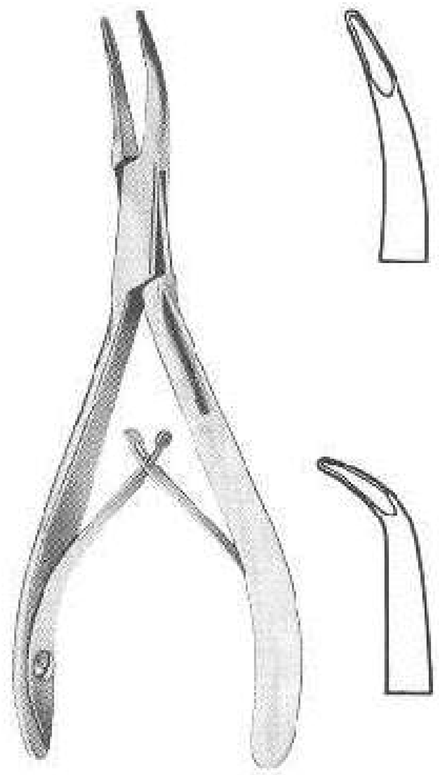

**3018**
Kleinert-Kutz
14 cm, 5 1/2"

**3019**
Ruskin-Mini
15 cm

**3020**
Beyer
18 cm, 7 1/8"

**3021**
Zaufal-Jansen
18 cm, 7 1/8"

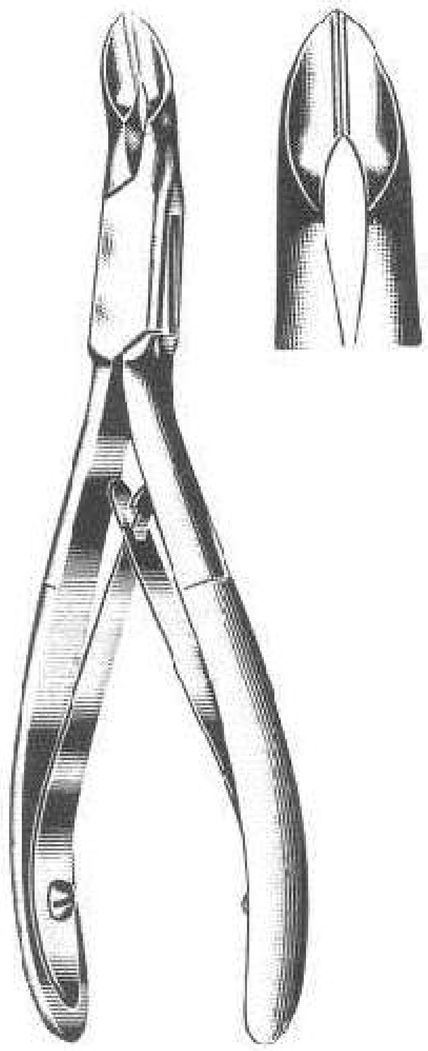

**3022**
Niro
No. 5 S,14 cm, 5 1/2"



**3023**
Cleveland
No. 5 S,17 cm, 6 3/4"

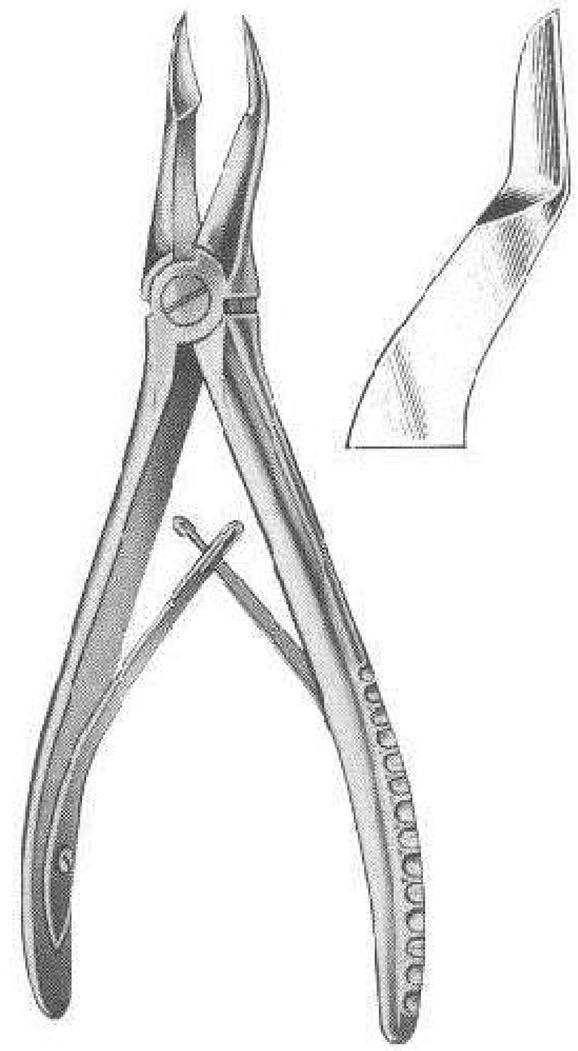

**3024**
No.18, 15 cm, 6"

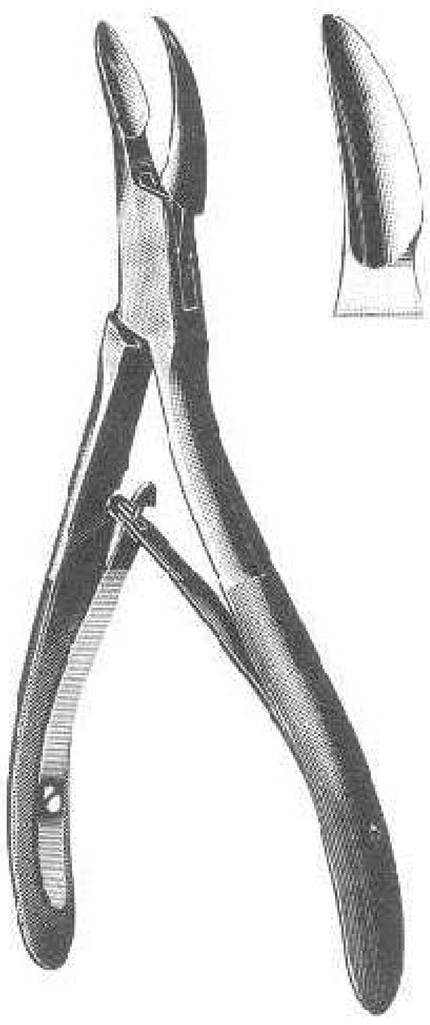

**3025**
Cleveland
16 cm, 6 1/4"

**3026**
Gardner
16 cm, 6 1/4"

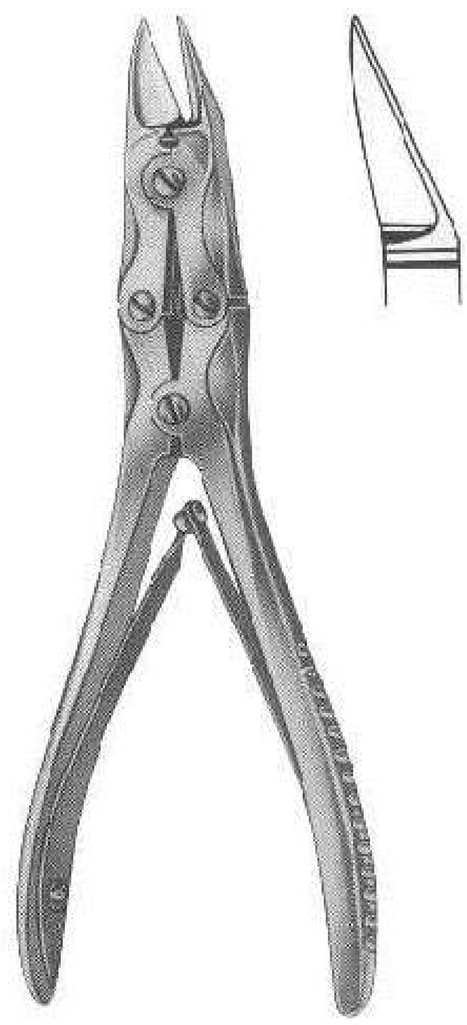

**3027**
Liston-mini
15 cm, 6"

# Bone Elevators

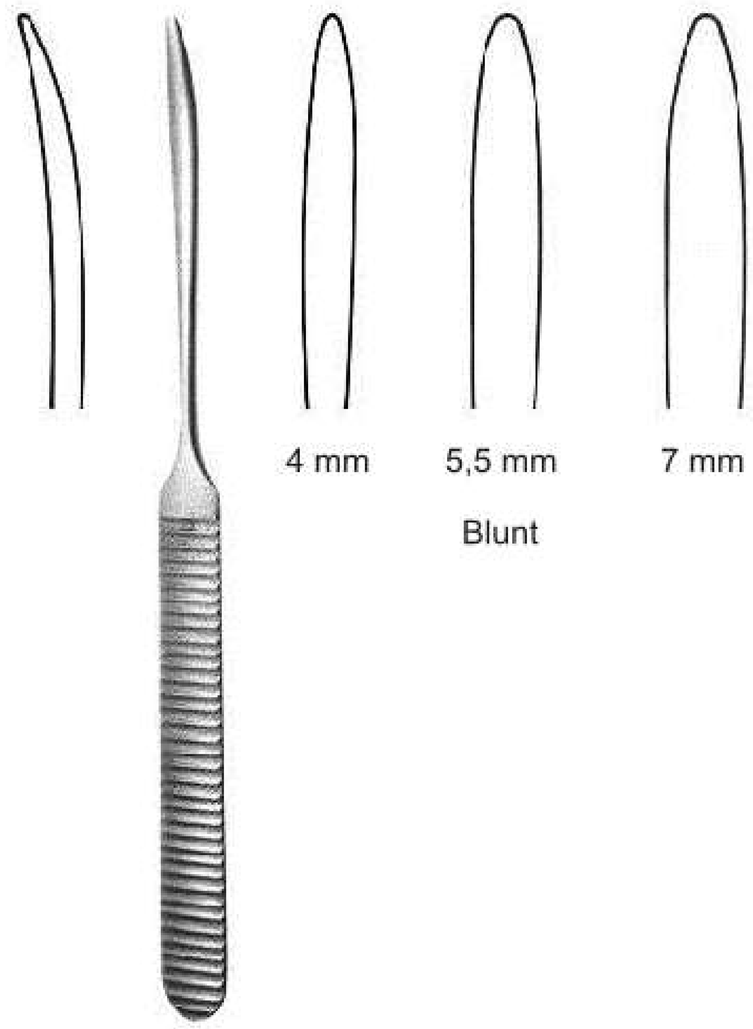


**3100**
Williger
16 cm, 6 1/4"

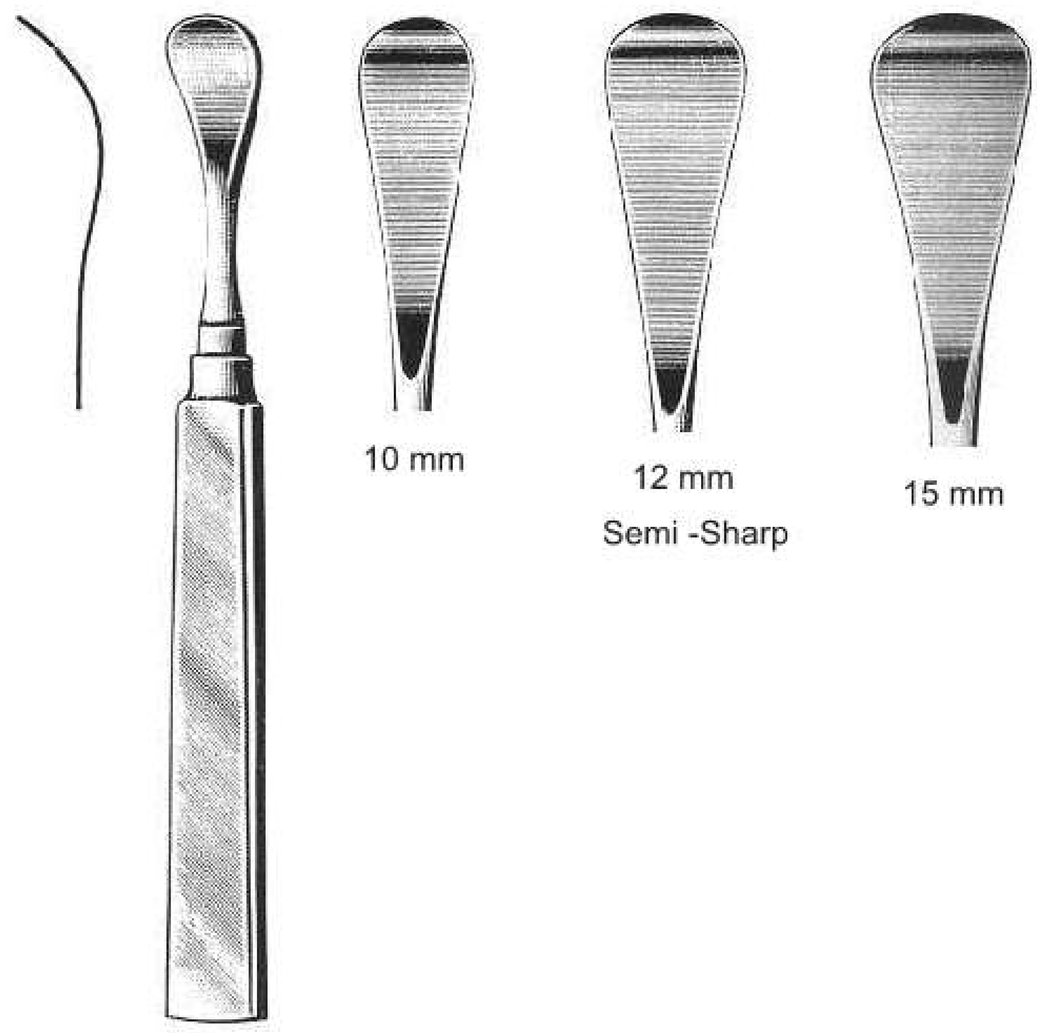


**3101**
Henahan
17 cm, 6 3/4"




**3102**
Freer
19 cm, 7 1/2"

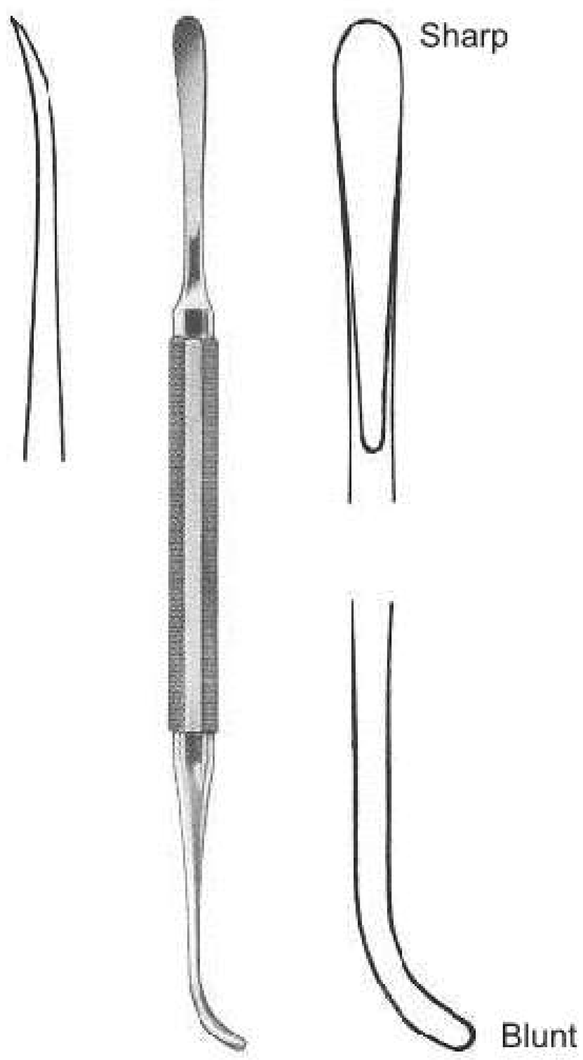


**3103**
Bennet
17 cm, 6 3/4"

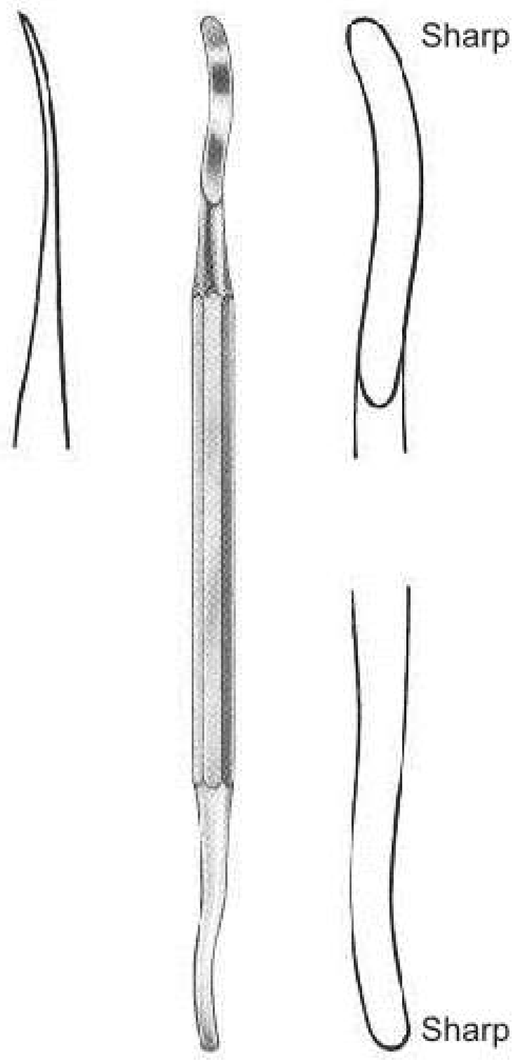


**3104**
Seldin
19 cm, 7 1/2"

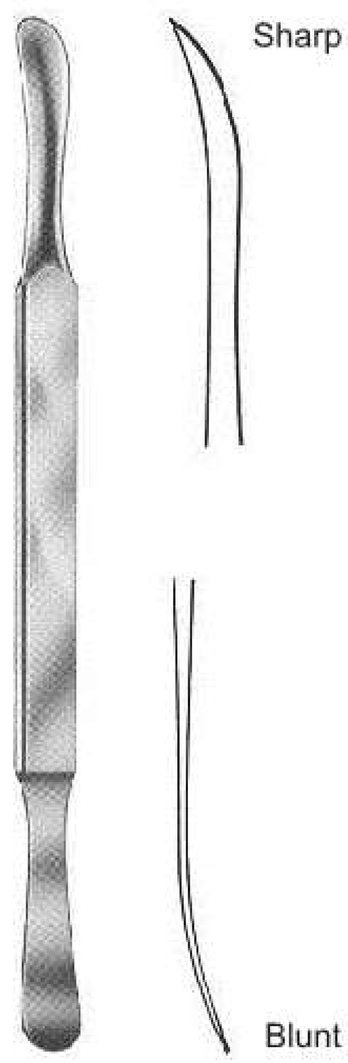


**3105**
Seldin
19,5 cm, 7 3/4"

# Bone Files and Chisels

**Buckley**
15 cm, 6"

**3106**
No.1
3mm

**3107**
No. 2
4mm

**3108**
No. 3
5mm

**3109**
No. 4
4mm

**3110**
No. 5
4mm

**3111**
Killian
16 cm, 6 1/4" 5 mm

**3112**
Killian-Claus
16 cm, 6 1/4" 5 mm



Obwegeser

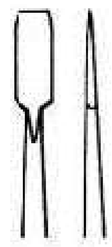

**3113**
2,5 mm

**3114**
4 mm



**3115**
Miller
No.10C



**3116**
Miller
No.11C



**3117**
Miller
No.12C



**3118**
Miller
No.13C

Pinze per formare loops
Loops forming pliers

**3200**
Adams

Adams pliers for bending wiees up to 0,7mm. (.28").

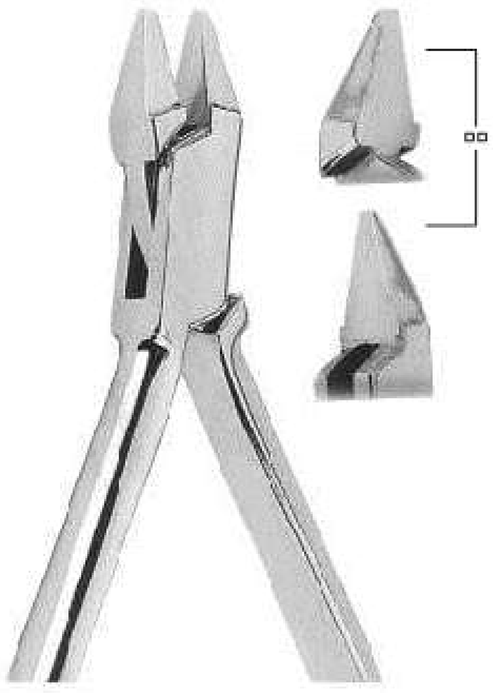

**3201**
Adams

Adams pliers for bending wiees up to 0,7mm. (.28").



**3202**
Adams

Tweed loop forming pliers. For forming loop in wires up to 0,56 mm. (.22").

**3203**
Adams
Aderer three jaws bending pliers.For wires up to 0,7 mm. (28").

**3204**
Adams
Aderer three jaws bending pliers.For wires upto 0,7 mm. (28").

Ligature Cutter Pliers

**3206**

Wire cutter. For ligature wires and pins. It is strong enough to bend archwire ends after distal cutting. Maximum cutting capacity up to 0,56 x 0,7 mm. (.022" x .028").

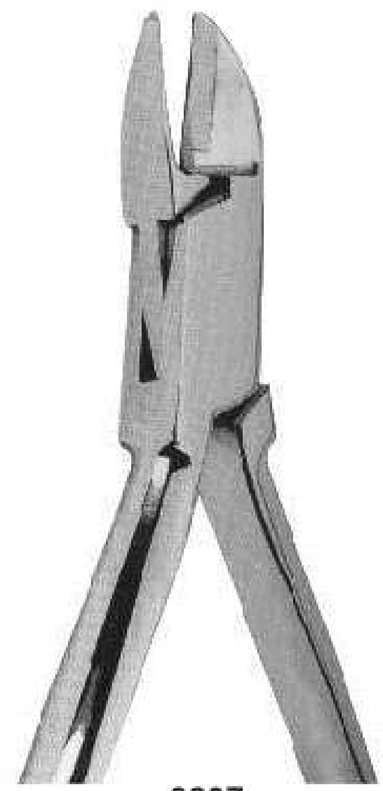

**3207**

Wire cutter. For ligature wires and pins. It is strong enough to bend archwire ends after distal cutting. Maximum cutting capacity: up to 0,9 mm. (.036").

**3205**

Micro-miniature light wire cutter. It cuts soft ligature wires. For use in caso of limited access. Caution: maximum cutting capacity: soft ligature wire up to 0,30 mm. (.012").

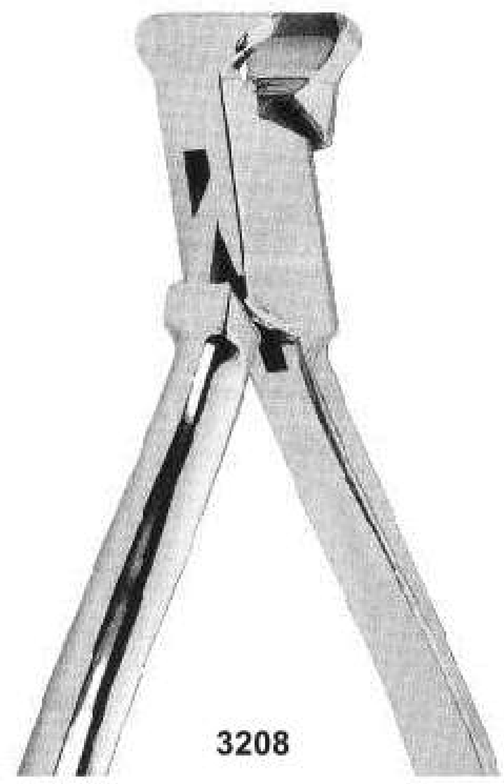

**3208**

Wire cutter. For ligature wires and pins. It is strong enough to bend archwire ends after distal cutting. Maximum cutting capacity: up to 1,5 mm. (.044").

Pinze per formare laboratorio
Laboratory pliers

**3209**

Flat nose pliers with smooth beaks for bending wires up to 0,7 mm. (.028").



**3210**

Bending wires up to 0,7 mm. (.028").



**3211**

Bending wires up to 0,7 mm. (.028").

**3212**

Bending wires up to 0,7 mm. (.028").

**3213**
Nance

Nance loop closing pliers,for bending of stop loops and special for Adams' clasps. Wires uo to 0,7 mm. (.028").

**3214**
Nance

Universal pliers for bending wires up to 0,9 mm. (.035") or cutting up to 0,7 mm. (.028").



**3215**

Stainless steel pliers tray standard dimensions

**3216**
Universal

Universal pin raughering, cutting and bending pliers. Forwires uo to 0,9 mm. (.035"). Will cut wires up to 0,7 mm. (.028").

## Utility and specialty pliers

**3217**
Reynolds

Reynolds contouring pliers.



**3218**
Reynolds

Lingual arch pliers used to form double and triple back bends in 0,7 mm. (.028") or 0,9 mm. (.035") wire for insertion in lingual sheaths.



**3219**
Weingart

Weingart pliers with serrated points.

**3220**
De La Rosa

De La Rosa arch forming pliers. Designed to form and contour arch wires on round or rectangular wire. The beak has grooves of 0,4 mm (.016"), 0,46 mm (.018") and 0,56 mm (.022").

**3221**
De La Rosa

Arch forming pliers with a non grooved contouring surface the forming of precise arches.

## Loop formare pliers

**3222**
Waldsachs

Waldsachs universal pliers for bending wires up to 1,0 mm. (.039") or cutting up to 0,7 mm. (.028").

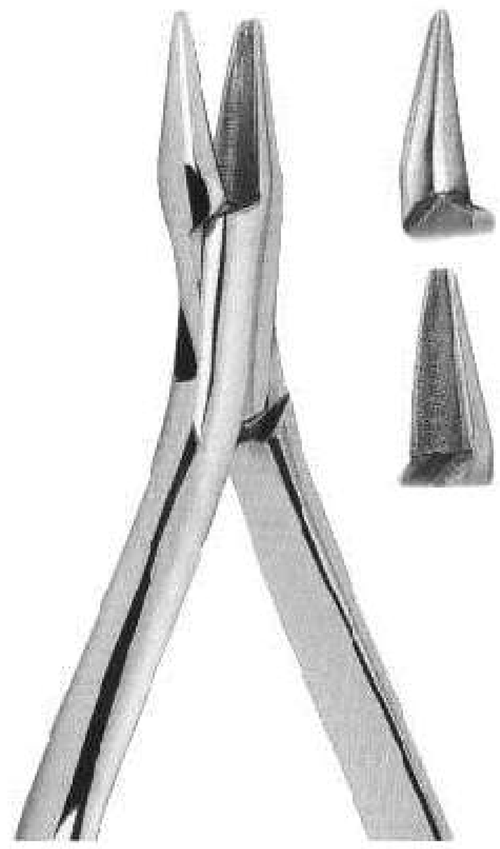

**3223**

Round and Concave pliers for loop forming and bending of thin round and square wires up to 0,5 mm. (.020").



**3224**
Tweed

Tweed loop Forming Pliers. For round or rectangular wires up to 0,56 x 0,7 mm. (.022" x .028"). Replaceable cylindrical beak with three
sizes: 1,15 mm. (.045), 1,50 mm. (.059"), 1,90 mm. (.075"). Concave beak with slight parallel serrations, to keep the wire in proper position.



**3225**
Tweed

Tweed Loop Forming Pliers. For making perfect Omega Loops with round or rectangular wires up to 0,56 x 0,7 mm. (.022" x .028"). The concave beack is exactly the same as pliers 5809-1



**3226**
Tweed

Single diameter loop forming pliers. Wire up to 0,56 x 0,7 mm.(.022" x 0.28"). Replaceable concave beak has only one diameter section of 1,50 mm. (.059").

## Distal end cutters

**3227**

Distal end cutter -safety hold- a precision cutter designed for distal arch cutting in the patient's mouth. It cuts hard wires end holds the loose distal end preventing any damaging of oral tissue. Maximum cutting capacity rectangular wires up to 0,56 x 0,7 mm. (.022" x .020").



**3228**

Micro- distal end cutter - safety hold-. Similar to 3227

## D.B. brachet remover pliers

**3229**

Direct bonding bracket remover (wide). The removal grip firmly for easy incisal-gingival (vertical) use or, if needed, for mesial-distal (horizontal) use with the same ease.

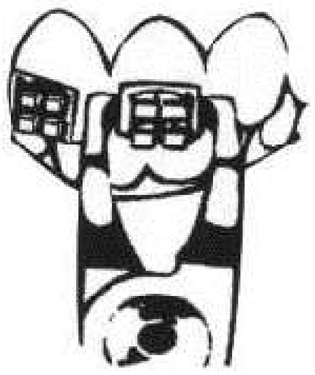



**3230**

Direct bond attachment remover (angled). For removing all bonded attachments. May be used mesial-distal-horizontal) or incisal-gingival (vertical) in anterior areas. Angled perfectly for easy access to difficult posterior areas.

## Bird beack pliers

**3231**

Wire bending pliers. For wires up to 0,9 mm. (.036").



**3232**

Bird Beak Angle pliers for bending round, square or rectangular wire up to 0,7 mm. (.028").



**3233**

Double roundded jaw wire bending pliers. For wires up to 0,7 mm.(.028").

**3234**

Bird beak pliers for bending round, square or rectangular wire up to 0,7 mm. (.028"). With cutter.



**3235**

Double rounded jaw wire bending pliers. For wires up to 0,7 mm. (.028").

# Pliers For Orthodontics and Prosthetics

**3236**
USA Model
125 mm

**3237**
Waldron
125 mm

**3238**
How
140 mm

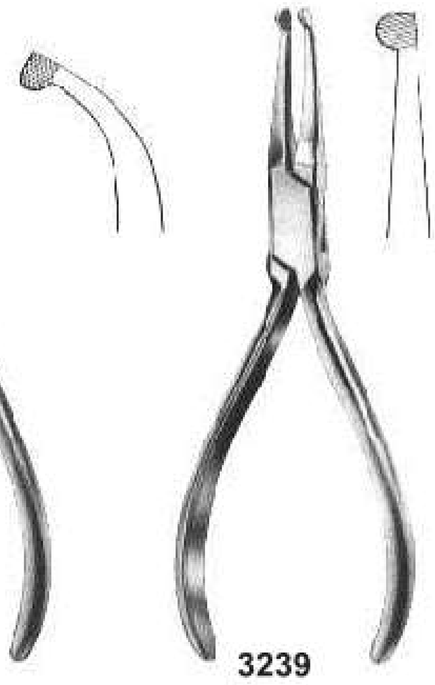

**3239**
How
145 mm

**3240**
Adams
125 mm

**3241**
Angle
125 mm

**3242**
young
130 mm

**3243**
Nance
130 mm

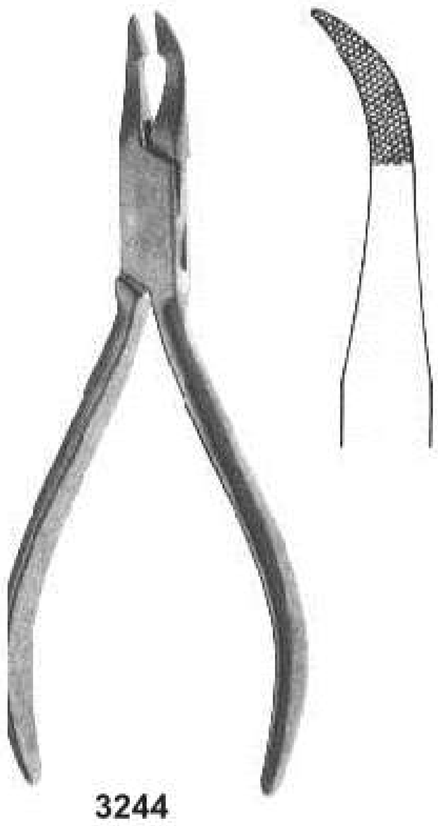

**3244**
Weingart
140 mm

**3245**
Johnson
130 mm

**3246**
Mc Kellops
155 mm

**3247**
Universal
150 mm

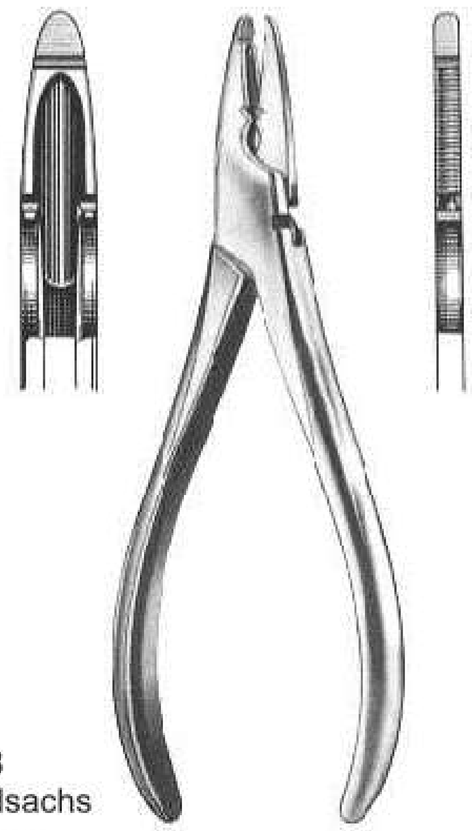

**3248**
Waldsachs
155 mm

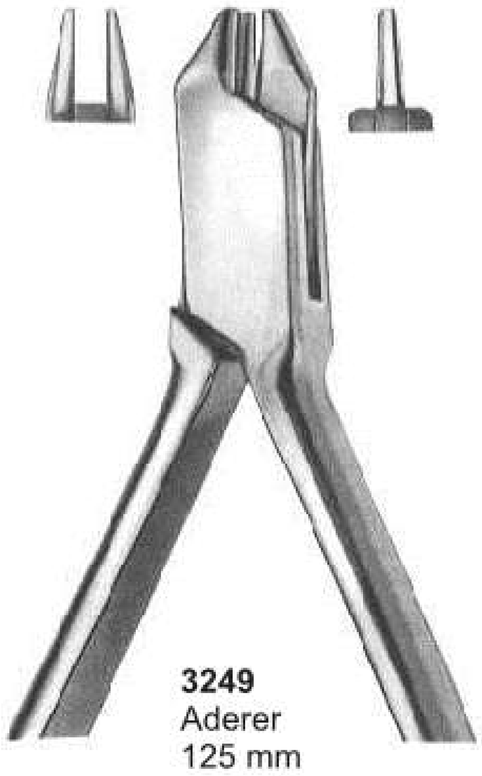

**3249**
Aderer
125 mm

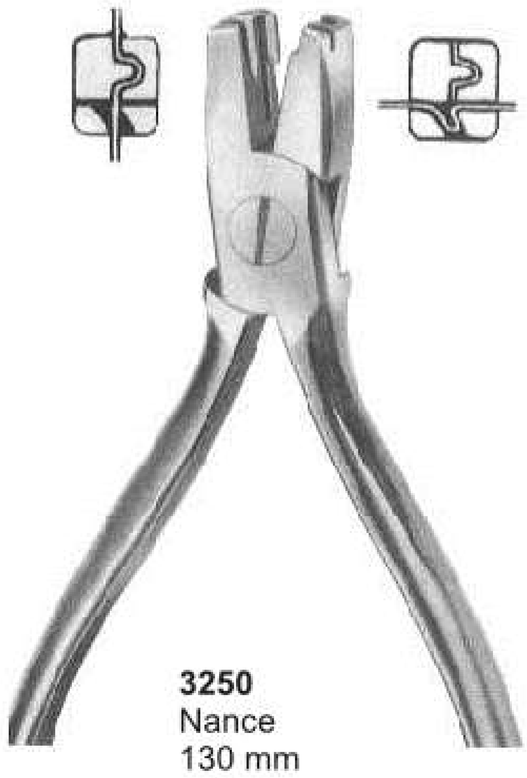

**3250**
Nance
130 mm

# Pliers For Orthodontics and Prosthetics

**3251**
Langenbeck
140 mm

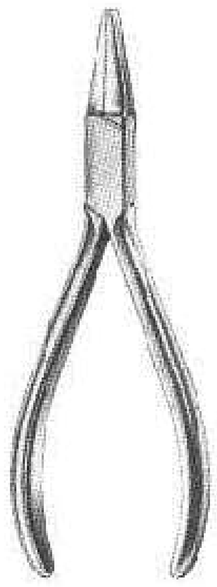

**3252**
Langenbeck
130 mm

**3253**
Langenbeck
130 mm

**3254**
Peeso
125 mm

**3255**
Goslee
125 mm

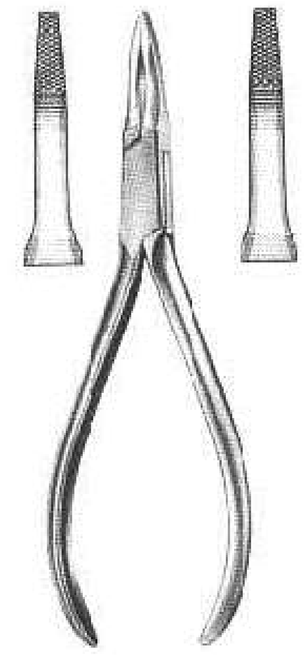

**3256**
Fischer
140 mm

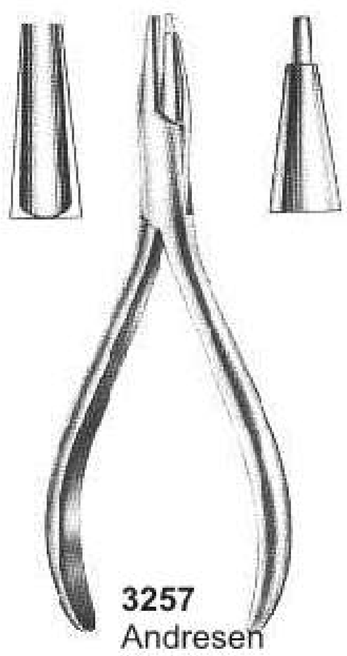

**3257**
Andresen
130 mm

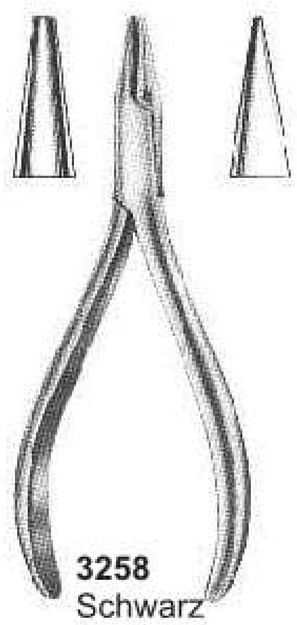

**3258**
Schwarz
130 mm

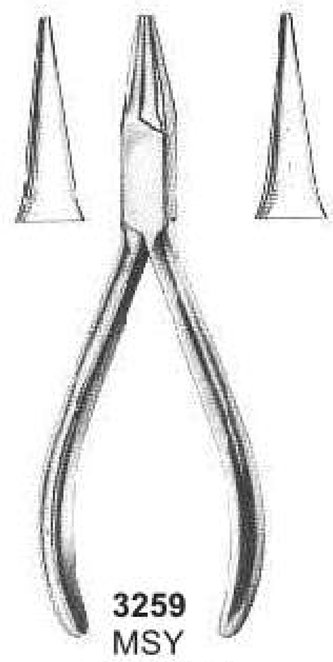

**3259**
MSY
130 mm

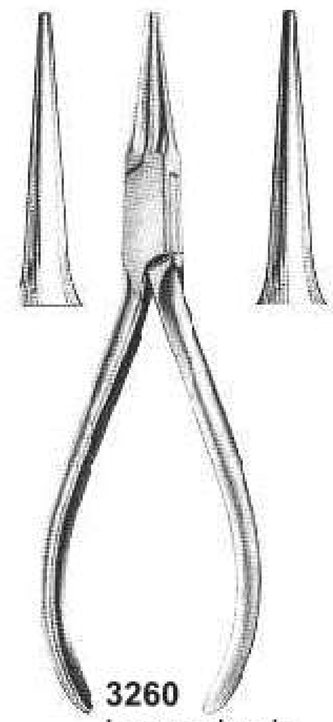

**3260**
Langenbeck
125 mm

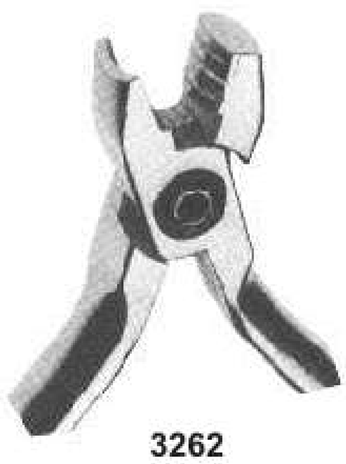

**3262**

**3263**

**3264**



**3265**

**3266**

**3267**



**3268**

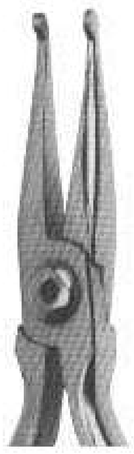
3269


3270

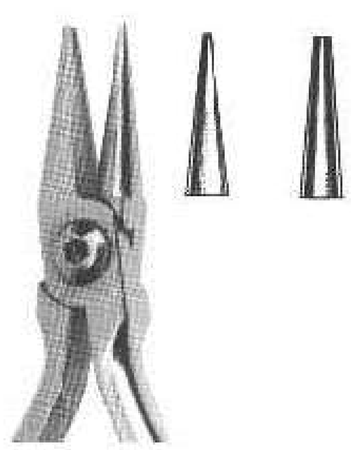
3271

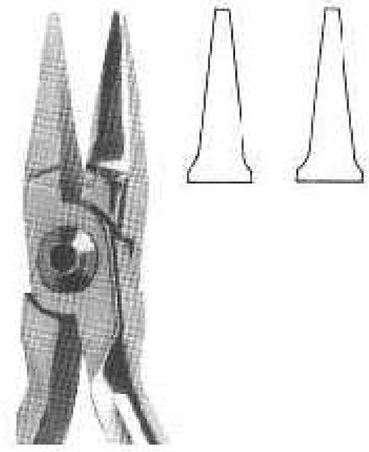
3272

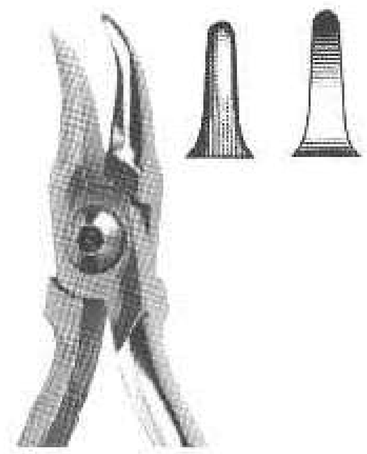
3273


3274


3275


3276


3277


3278


3279

3280


3281

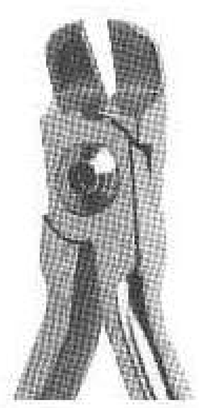
3282

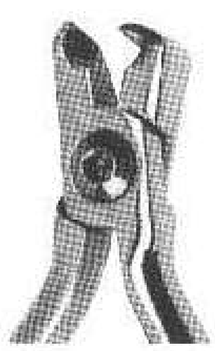
3283


3284

3285


3286

# Stainless Steel Impression Trays

**All Impression Trays Upper & Lower Type are available in S, M, L & XL Sizes**



**3300**
"HYDRO-LOCK" stainless steel water-cooled impression trays with retention rim.

**3301**
"HYDRO-LOCK" stainless steel water-cooled impression trays with retention rim.

**3302**
"NEW SUPER" stainless steel impression trays with retention rim.

**3303**
"NEW SUPER" stainless steel impression trays with retention rim.

**3304**
"ANATOMIC" solid regular stainless steel impression trays without retention rim.

**3305**
"ANATOMIC" solid regular stainless steel impression trays without retention rim.

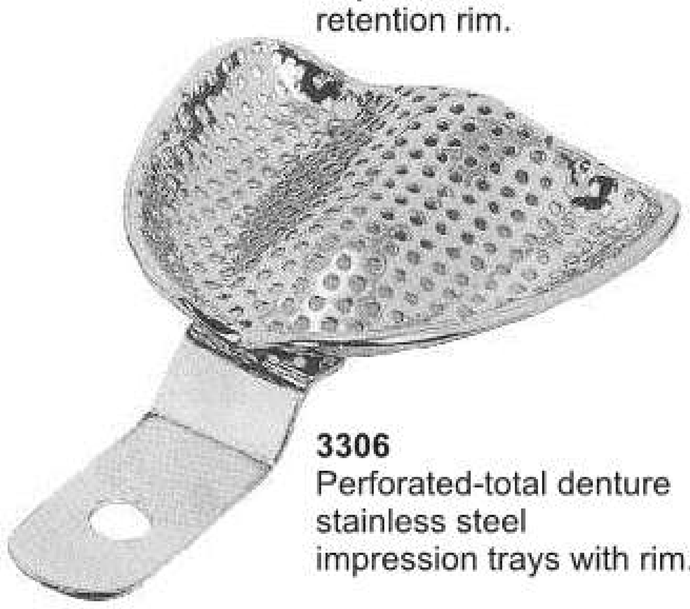

**3306**
Perforated-total denture stainless steel impression trays with rim.



**3307**
Perforated-total denture stainless steel impression trays with rim.

# Stainless Steel Impression Trays

**All Impression Trays Upper & Lower Type are available in S, M, L & XL Sizes**

**3308**
"PERMA-LOCK" solid regular stainless steel impression trays with retention rim.

**3309**
"PERMA-LOCK" solid regular stainless steel impression trays with retention rim.

**3310**

**3311**

**3312**

**3313**

**3314**

**3315**




**3316**
Set of six

**PACKINGS**

**3317**
Set of Eight

**3318**
Solid stainless steel anterior depressed impression trays with retention rim.

**3319**

**3320**

**3321**

**3322**

**3323**

**3324**

**3325**
Solid stainless steel anterior depressed impression trays with retention rim.

# Stainless Steel Impression Trays

**All Impression Trays Upper & Lower Type are available in S, M, L & XL Sizes**



**3326**
Fig. 0 per bambini - for children



**3327**
For narrow toothed upper jaws

**3328**
Fig. 0 per bambini - for children



**3329**
For partially toothed upper jaws

**3330**
For partially toothed lower jaws

**3331**
For edentulous upper jaws

**3332**
For edentulous lower jaws

# Stainless Steel Impression Trays

**All Impression Trays Upper & Lower Type are available in S, M, L & XL Sizes**

**3333**
Solid total denture stainless steel impression tray with rim.

**3334**
Solid total denture stainless steel impression tray with rim.

**3335**
"PERMA-LOCK" perforated regular stainless steel impression trays with retention rim.

**3336**
"PERMA-LOCK" perforated regular stainless steel impression trays with retention rim.

**3337** **3338** **3339** **3340**
Perforated stainless steel anterior depressed impression trays with retention rim.

**3341** **3342** **3343**

**3344**
Perforated stainless steel anterior depressed impression trays with retention rim.



**3345**
Perforated stainless steel impression trays without retention rim for complete denture.

**3346**
Perforated stainless steel impression trays without retention rim for complete denture.



3400

3401

3402

3403

3404

3405

3406

3407

3408

3409



3500
ENDODONTIC BOX

3501
STERLIZING BOX
Available in dif. sizes
17x17x3 cm
20x10x4 cm
25x12x6 cm
30x14x6 cm

3502
ENDO TRAY BOX

3503
COTTON DISPENSER

3504
ALCOHOL LAMP

## Sterlizing Drums

3505

3506

3507

## Sterlizing Boxes

3508

3509

3510

## Sterlizing Boxes

3511



3512

3513

3514

FORCEP AND THERMOMETER JARS

3515

3516

COTTON DISPENSER

3517
IRRIGATOR(Douch can)

3518
MEASURING JUG

3519
KIDNEY TRAY

3520
FORCEP JAR



3521
GALLIPOT WITH & WITHOUT LID

3522
SPITTEN MUG

3523
SPIRIT LAMP



3524
Perforated Tray

3525
Perforated Base

3526
Solid Base

3527
Instruments Tray

3528
Instruments Tray

3529
Instruments Tray
(Perforated)

3530
Instruments Tray Shallow
(Mayo)

3531
Scalers Tray

3532
Cathetar Tray

WOHLSTAND
INDUSTRY
Import & Export Dentel

# About Us

Welcom to WOHLSTAND INDUSTRY the pioneers of Surgical, Dental, Beauty, Implant, Veterinary, & Orthopedic Instruments
manufacturing industry in Sialkot, Pakistan.

**For your Information**

"WOHLSTAND INDUSTRY" is a company that has been working in the field of Surgical, Dental, Beauty, Implant, Veterinary, & Orthopedic Instruments
for all type in Sialkot, Pakistan for over 13 years. This gives us the experience and "know-how" that can be ga ined only through time out and we are still considered to be one of the leaders in the field of Surgical, Dental, Beauty, Implant, Veterinary, & Orthopedic Instruments
Our craftsmanship and other staff are permanently working to keep "WOHLSTAND INDUSTRY" producing newer, safer and more modern techniques and methods of Instruments. This is what keeps us ahead in this field.


*Street khalid ShahabPura Small Industrail estate Sialkot-51310 Pakistan*

*info@wohlstandind.com* *www.wohlstandind.com* *+92-333-8662211*